

TICK BLITZ DATA COLLECTION SHEET

FIRST NAME:

LAST NAME:

COLLECTION SITE:

DATE:

START TIME:

END TIME:

- SUNDAY JUNE 16
- MONDAY JUNE 17
- TUESDAY JUNE 18
- WEDNESDAY JUNE 19
- THURSDAY JUNE 20
- FRIDAY JUNE 21
- SATURDAY JUNE 22
- SUNDAY JUNE 23
- MONDAY JUNE 24
- TUESDAY JUNE 25
- WEDNESDAY JUNE 26
- THURSDAY JUNE 27
- FRIDAY JUNE 28
- SATURDAY JUNE 29




AM PM

AM PM

GROUND WETNESS:

SUNSHINE:

- SOGGY
- DAMP
- MOSTLY DRY
- DRY

- 
- 
- 

Check all that apply

- LAWN / YARD
- FOREST EDGE
- ROADSIDE
- TRAIL
- MEADOW / FIELD
- PASTURE
- OTHER: *Please use the space below to describe*

LAST RAINFALL:

TEMPERATURE:

- YESTERDAY
- 4 – 5 DAYS AGO
- 2 – 3 DAYS AGO
- > 5 DAYS AGO

 °F
 °C

LOCATION: *GPS coordinates and nearest street intersection.*

Example: 42.44698, -76.47942 and Tower Rd / Garden Ave., Ithaca NY



TICKS COLLECTED PER STOP: *Indicate # of ticks placed in vial and # of lint roller sheets used at each stop.*

| | # vial | # sheets | | # vial | # sheets | | # vial | # sheets |
|----|--------|----------|----|--------|----------|----|--------|----------|
| 1 | | | 11 | | | 21 | | |
| 2 | | | 12 | | | 22 | | |
| 3 | | | 13 | | | 23 | | |
| 4 | | | 14 | | | 24 | | |
| 5 | | | 15 | | | 25 | | |
| 6 | | | 16 | | | 26 | | |
| 7 | | | 17 | | | 27 | | |
| 8 | | | 18 | | | 28 | | |
| 9 | | | 19 | | | 29 | | |
| 10 | | | 20 | | | 30 | | |

TOTAL # TICKS IN VIALS:

TOTAL # LINT ROLLER SHEETS:

REMEMBER! TAKE A PHOTO OF YOUR COLLECTION SITE & COLLECTION SHEET