

# TICK BLITZ DATA COLLECTION SHEET

FIRST NAME:

LAST NAME:

COLLECTION SITE:



DATE:

START TIME:

END TIME:

- MONDAY JUNE 12
- TUESDAY JUNE 13
- WEDNESDAY JUNE 14
- THURSDAY JUNE 15
- FRIDAY JUNE 16
- SATURDAY JUNE 17
- SUNDAY JUNE 18
- MONDAY JUNE 19
- TUESDAY JUNE 20
- WEDNESDAY JUNE 21
- THURSDAY JUNE 22
- FRIDAY JUNE 23






AM  PM

AM  PM

GROUND WETNESS:

SUNSHINE:

- SOGGY
- DAMP
- MOSTLY DRY
- DRY

- 
- 
- 

*Check all that apply*

- LAWN / YARD
- FOREST EDGE
- ROADSIDE
- TRAIL
- MEADOW / FIELD
- PASTURE
- OTHER: *Please use the space below to describe*

LAST RAINFALL:

TEMPERATURE:

- YESTERDAY
- 4 – 5 DAYS AGO
- 2 – 3 DAYS AGO
- > 5 DAYS AGO

  °F  
 °C

LOCATION: *GPS coordinates and nearest street intersection.*

*Example: 42.44698, -76.47942 and Tower Rd / Garden Ave., Ithaca NY*



TICKS COLLECTED PER STOP: *Indicate # of ticks placed in vial and # of lint roller sheets used at each stop.*

	# vial	# sheets		# vial	# sheets		# vial	# sheets
1			11			21		
2			12			22		
3			13			23		
4			14			24		
5			15			25		
6			16			26		
7			17			27		
8			18			28		
9			19			29		
10			20			30		

TOTAL # TICKS IN VIALS:

TOTAL # LINT ROLLER SHEETS:

**REMEMBER! TAKE A PHOTO OF YOUR COLLECTION SITE & COLLECTION SHEET**