

# eVETS Connect

Quarterly news for alumni of the Cornell University College of Veterinary Medicine

---

## April 2018

### College News

[In Memoriam: Dean Emeritus Edward C. Melby Jr. DVM '54 \(1929-2018\)](#)

[Cornell farrier program admits first all-female cohort](#)

[Cornell clinicians and alumni collaborate on new dairy cattle textbook, honor a mentor](#)

[Willis recognized for work with cows, students – and knots](#)

### Alumni Highlights

[Andrew Hoffman DVM '85 named dean of Penn Vet](#)

### Student News

[“This symbol of compassion, honor, and intellectual prowess”: White Coat 2018](#)

[DVM students share love of veterinary medicine with elementary kids](#)

Alumni interviews at White Coat 2018:

[Jacob Wolf DVM '17 and Jeremy Eule](#)

## [Mitch Kornet '76, DVM '79 and Jacqueline Pino](#)

### Events

May 4-6: Join us for the [2018 New York State Spring Veterinary Conference](#), Friday, May 4 through Sunday, May 6, at the Westchester Marriott in Tarrytown, NY.

Reunion 7-10: [Reunion 2018](#) will be here before you know it! Classes ending in 3 and 8, plan on attending!

[Registration is open](#) – Register before the early bird deadline (May 10<sup>th</sup>) and receive a special gift! Show and Tell with Dr. Howie Evans, College Jeopardy, College dedication celebration, Class Dinner and much more are on tap for the weekend.

[See Who's Coming.](#)

### Contact Us

Cornell University College of Veterinary Medicine  
Alumni Affairs & Development

#### **Lyn LaBar**

Associate Director

Alumni Affairs and Student Programming

Phone: 607.253.4230


Email: [cel75@cornell.edu](mailto:cel75@cornell.edu)

© 2018 Cornell University



[Web Accessibility Help](#)

Hosted by [CampusPress](#)



## Cornell University College of Veterinary Medicine

[Home](#) > [News](#) >

# In Memoriam: Dean Emeritus Edward C. Melby Jr. DVM '54 (1929-2018)

🐾 Thursday, April 26, 2018 - 9:34am

Edward Carlos Melby, Jr. DVM '54, dean emeritus of the New York State College of Veterinary Medicine at Cornell University, died Sunday, April 22, 2018, following his battle with Alzheimer's disease. He was 88 years old.

Melby was the sixth dean of the college, appointed on October 1, 1974, by the Board of Trustees when George C. Poppensiek completed his term in 1974. He served as dean until 1984. His years at the helm of Cornell represented a decade of considerable growth and the expansion in the size and scope of college facilities and programs.



“Though Dean Melby’s leadership of the college preceded my arrival in 1988, we have all benefited from his work expanding our research programs and in obtaining funding for new facilities that were built after his term as dean,” said current Dean Lorin Warnick. “His service and dedication has had significant, lasting impact on our college and the veterinary profession. On behalf of all of us at the College of Veterinary Medicine, I offer our sincere condolences to Dean Melby’s family for their loss.”

With Melby as dean, the number of college employees grew from 468 to 820 full time and 139 part-time student employees. The college’s budget also increased from \$8.6 million to exceed \$32 million. Over that same period, competitive grants and contracts awarded for current and future years rose tremendously from \$3.8 million to \$21.2 million.

For many years, Melby worked to set the stage for planning and funding a new teaching hospital and to upgrade facilities built in the 1950s. New facilities were critical to preserving the college’s standing and to meet the challenges and opportunities of expanding clinical programs. He also oversaw the new building to house an enlarged State Diagnostic Laboratory to offer expanded services to practitioners and others, including a program of Equine Drug Testing and Research to serve the equine racing and importation industry in the state. Furthermore, he presided over the opening of the only Contagious Equine Metritis (C.E.M.) quarantine facility in New York state at the time, one of the few in the nation.

Administrative units at the college also saw expansion and re-organization under Melby’s leadership. In particular, the Baker Institute for Animal Health underwent a major re-organization and growth. The Department of Avian Diseases changed its name and scope to include aquatic animal medicine and a poultry facility was built to further research on atherosclerosis, vaccines, Marek’s disease and other poultry disease. New departments, Preventive Medicine and Pharmacology, were also formed, while a single Department of Clinical Sciences was created that was



sub-sectioned by clinical specialty as well. The number of faculty, including interns and residents in the teaching hospital, increased along with both the size and complexity of clinical research.

Born in Vermont in 1929, Melby studied at the University of Pennsylvania and University of Vermont prior to receiving his DVM degree from Cornell in



1954. After being in private veterinary practice for eight years in Vermont, he took a teaching post in laboratory animal medicine at The Johns Hopkins University School of Medicine in Baltimore, where he became professor and director of the Division of Comparative Medicine. In addition to his regular teaching and administrative responsibilities, Melby served on several national councils and boards related to laboratory animal medicine. He also had a strong interest in the Baltimore Zoological Society serving as its director and president. In addition, he edited four major textbooks on laboratory animal science, including the three-volume "Handbook of Laboratory Animal Science" with Norman H. Altman, as well as publishing more than 50 scientific papers.

When Melby took this position, Alexander de Lahunta DVM '58, Ph.D. '63 was a professor of anatomy in what was then the Department of Anatomy, and was involved in the establishment of a clinical neurology program at the teaching hospital. "Early in his deanship, Dean Melby decided to combine the two species-oriented clinical departments into one Department of Clinical Sciences. He felt that this would facilitate the handling of the department functions that were similar for the two species oriented departments. He knew of my involvement with most of these faculty members through my development of a clinical neurology program and felt that I should be the first Chair of this new department. This occurred in 1977. Dean Melby agreed to give me the help that I needed so that this responsibility would not interfere with my teaching obligations in the Anatomy Department and my role in clinical neurology."

"In 1957 the College of Veterinary Medicine moved from its location on the Arts Campus to its present location on the east end of Tower Road," added de Lahunta. "By 1980 when Ed Melby became the dean, the teaching hospital facilities were very much in need of an update. Dean Melby made a great effort to obtain the necessary funding from the State of New York for this to be accomplished. The clinical faculty have Dean Melby to thank for the hospital facilities that are available to them today."

De Lahunta recalled that Melby and his aide, Bob Brown, went for a run nearly every day and used the Department of Anatomy's men's room for its shower. "It was conveniently located right across the hall from my office. Thus I had daily access to the dean when I had need of his advice, which was quite frequent."


Donald Henry Lein DVM '57, emeritus professor of pathology and theriogenology, former chair of the Department of Population Medicine and Diagnostic Sciences, and former director of the Animal Health Diagnostic Center, spoke warmly of working with Melby. Lein said that Melby's advocacy was instrumental in helping Lein and his team establish the Cornell Equine Park. "He was cognizant of what we were doing with the facility and was excited for us to use it for both teaching and research," said Lein, who noted that Melby was also key in setting up the equine drug testing program. "He had great foresight. He really sold it to the state and the racing commission."

Melby was also an important voice in creating a barrier in the Northeast to raccoon rabies in the late '90s, said Lein, who described him as a bridge between Lein, his colleagues, and numerous states in the Northeast and Canada.

“When we started the program,” said Lein, “Dr. Melby got in contact and helped us a great deal in Vermont and New Hampshire. He was excited about it and his help was significant. It reminded me of being back at Cornell and him helping us with the diagnostic lab.”

Melby left the College in 1984 and took a position as vice president for research and development and vice president for science and technology at SmithKline Beecham Laboratories in Philadelphia, from which he eventually retired to his family farm in Vermont.

---



## Cornell University College of Veterinary Medicine

[Home](#) > [News](#) >

# Female farriers: Cornell farrier program admits first all-female cohort

🐾 Wednesday, February 28, 2018 - 11:00am



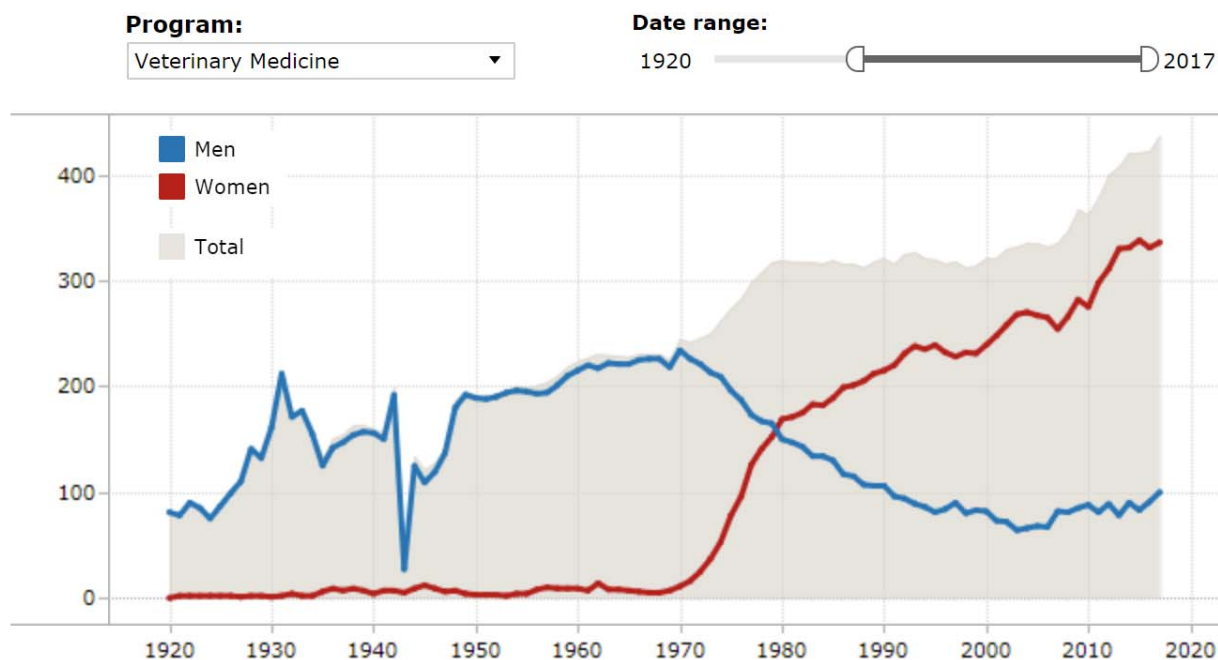
Kerry Spain (right) and Kahlan Schramm work at shaping horseshoes in the farrier shop. Photo by Lindsay France/University Photography.

After over 100 years in existence, the [Cornell Farrier Program](#) has admitted its first all-women class. In early January, three women walked through the farrier shop doors, started up the forge, and got to work.

Paige Maxxam, Kahlan Schramm, and Kerry Spain will complete the program in April and use their training to enter as apprentices into a field where skilled workers are in high demand. “I had people back home asking me to work on their horse as soon as they found out I was coming to Cornell,” says Schramm.

The shop is a place of extremes this time of year. Wind and snow clap at doors wide enough to lead a horse through while fire in the forge radiates over anyone within four feet. The students hold tongs carefully against giant anvils as the ring of hammers echoes against walls that are filled with tools. Overseeing this work is Steven Kraus '70, head of farrier services and senior lecturer in the College of Veterinary Medicine, who demonstrates crafting a hoof pick for his students and then walks between them as they emulate his work.

## Enrollment at Cornell University Ithaca, 1868 to present



Enrollment information for the College of Veterinary Medicine DVM program filtered from 1920-present. Image from Cornell Institutional Research and Planning.

“More and more women want to get involved in horseshoeing,” says Kraus, who has been shoeing horses for over 50 years and leading the program for the last eight. “It’s the same trend you see in veterinary medicine in general.”

The number of women in veterinary medicine has grown substantially in the last hundred years. Enrollment in the DVM program itself at the College of Veterinary Medicine saw a roughly even gender split for the first time in 1979, and women have increasingly outnumbered men since 1980. The fall 2017 entering DVM class was 83 percent female, with 100 women and 21 men. This growing trend extends to farriery, where currently less than 10 percent of the industry is female.

“It’s empowering,” says Spain. “We’re breaking a glass ceiling.”

### Undercover farrier

Kraus has seen the numbers rise at Cornell since arriving as an undergraduate in 1968. He was there when the first woman, Toni Hanna, entered the farrier program in 1972. “She actually disguised herself when she came in for an interview,” he says.

Hanna knew that Harold Mowers, the farrier at that time, would reject her immediately despite her qualified background and professional recommendations, so she hid her hair under a hat and wrapped her midsection with an ACE bandage.

“Harold said that a woman can shoe a horse but a lady can’t,” says Kraus, who recalls Mowers declaring he would resign if he had to teach a woman. “But within that first week, they were best friends,” he says.

Farrier work can be demanding, complicated, and sometimes dangerous. Students must have a background in horses to even be considered for the program, although most do not come with previous forge experience. When it comes to

the animals, even if they've been around horses all their lives, being beneath a horse is much different. "It's pretty intense," says Maxxam. "You have to be able to do that without hurting the horse or hurting yourself."



Steve Kraus and Paige Maxxam in the farrier shop. Photo by Lindsay France/University Photography.

## Partnering with the Equine Hospital

The program celebrated its centennial in 2014. As one of the only courses in the United States connected to a veterinary teaching hospital, the admissions process can be more selective. Most competitors are either privately-owned or part of smaller community colleges.

"We want there to be a focus on one-on-one learning. Four students is the max," says Kraus.

While the curriculum starts with the basics – emphasizing body position and techniques before moving to more advanced instruction – partnership with the college's Equine Hospital adds a certain amount of unpredictability. If an equine patient has a more complex condition than what the students have learned so far, they are still expected to learn from the situation and be ready to assist.

"It's great getting that experience. I'd never seen radiographs with my trimmings before," says Schramm, referencing hooves she had trimmed with the various knives, nippers, and rasps of the trade.

"The students have to be flexible, but they get to see cases they wouldn't otherwise experience," says Kraus.





Kahlan Schramm working in the farrier shop. Photo by Lindsay France/University Photography.

## Serving the public

Most often, the Cornell farrier students are not simultaneously enrolled in the university, and typically travel to Ithaca from all over the country to participate. The course, developed in 1913 to produce farriers who help the public, happens concurrently with the semester and runs for 16 weeks. “The training for farriers at that time was nonexistent, and now it’s part of the mandate from New York,” says Kraus.

This mandate is part of the university’s Land-Grant foundation. In 1862, President Abraham Lincoln gave federal land to each state that could be sold to build and operate a college. Three years later, state senators Andrew Dixon White and Ezra Cornell won passage of a bill that established Cornell University as New York’s Land-Grant educational institution. The university is dedicated to the larger goals of providing scientific and technical education alongside studies in history and literature. This extends to industry training like farriery that benefits the residents of New York and beyond.

“I’m here because I want to pursue this dream,” says Maxxam, who is from Brant Lake, N.Y. When the course finishes, most students find apprenticeships with their hometown farriers, which is Maxxam’s goal.

They will enter a promising job market when graduated, since an accomplished, well-trained farrier a family trusts can be hard to find, says Spain. “The horse community is small but the farrier community is even smaller,” she says.



Steve Kraus overseeing two of the students in this session's farrier course, Kahlan Schramm (left) and Kerry Spain. Photo by Lindsay France/University Photography.

## Increasing equine welfare

In addition to providing future farriers with practical skills and helping Cornell achieve its Land-Grant mission, the farrier program at its most basic level simply helps horses, says Kraus. “The proper training for farriers will help them do things right and keep the horses from suffering,” he says.

According to the American Horse Council, there are approximately 9.2 million horses in the United States. While farriers are typically seen working on hooves, they also often forge and fit horseshoes from scratch, and then work to ensure the proper trim. A key part of a farrier's job is examining the anatomy of a horse. A farrier cannot change the animal's body if something is amiss, but they can manage the hoof capsule to ensure the horse remains balanced and aligned. Proper farrier work helps avoid lameness and other injuries that can shorten the horse's lifespan.

“It's very comprehensive,” says Maxxam. “You look at the whole horse.”

The course will test the students according to criteria developed by the American Farriers Association (AFA). Kraus has served as an examiner for the AFA certification exams and was one of the first people to be certified at the highest level. He encourages all of his students to take the actual exam with the AFA, even though it's voluntary.

“It's a consumer protection issue and an equine welfare issue,” he says.

The program also draws professional farriers who take its intensive week-long continuing education sessions. They come to hone their knowledge and learn new skills, such as working with glue-on shoes, in a shop that is internationally-recognized for providing an important service to the industry. “People come here for honest answers,” says Kraus, who became Cornell's resident farrier in 2010, bringing with him a revamped curriculum that included more time with actual horses.

Justin Dean, a professional farrier from Florida, traveled to Ithaca during a snowstorm just to work with Kraus. Dean has been a farrier for over ten years and trained for a week in February as part of his professional commitment to

staying current. “Somebody who knows what they’re doing can really help a horse live better and longer,” he says. “You can take a lame horse and make them sound again.”



The old farrier room in 1914. Image provided by Steve Kraus.

## Few farriers and even fewer women

Interest in the welfare of horses is what drew the three women to the industry to begin with, and it’s why they’re willing to undergo a grueling 16-week course to get their start. “I always was fascinated by how much a farrier could help you and your horse,” says Schramm. “Every little change can be helpful.”

“The number of women in the industry is growing,” says Kraus. “That doesn’t mean that overall there are more than men, but their numbers are growing.”


There are fewer than three thousand female farriers in the United States, but as the students confidently work the forge or survey a horse in the shop, it’s clear none of them have second thoughts about entering into a male-dominated profession like farriery. They’re more concerned with learning the skills to succeed. “It doesn’t faze me at all,” says Maxxam. “The work is just what I do.”

“It’s not about being a woman or a man,” adds Schramm. “You need to be good at your job first. That’s why we’re here.”



Paige Maxxam working at her anvil in the farrier shop. Photo by Lindsay France/University Photography.

By Melanie Greaver Cordova



## Cornell University College of Veterinary Medicine

[Home](#) > [News](#) >


# Cornell clinicians and alumni collaborate on new dairy cattle textbook, honor a mentor

🐾 Friday, March 23, 2018 - 3:08pm

Cornell-affiliated veterinarians have authored the third edition of Rebhun's *Diseases of Dairy Cattle*, edited by Simon Peek Ph.D. '98 and Thomas Divers, the Rudolph J. and Katharine L. Steffen Professor of Veterinary Medicine at Cornell University. The book's cover showcases original artwork painted by alumna Laurie Peek DVM '96 of the major breeds of dairy cows in a lush pasture.

The textbook serves as an all-in-one guide to dairy cattle disease management and covers all bovine body systems. The first edition of the book was authored by Cornell graduate and clinician William C. Rebhun, former chief of the Large Animal Hospital at the College and known as a tireless equine and bovine clinician with expertise in medicine, surgery, and ophthalmology. Many chapters in the third edition of the textbook are written or co-written by either college alumni or veterinarians who worked with Dr. Rebhun.


"This book represents the collective work of multiple authors, the majority of whom still have some connection to Bill [Rebhun]," Peek and Divers write in the preface. "Bill was as strong an advocate of individual animal diagnostics and treatment as anyone who ever took the Veterinarian's Oath, but he would have championed a continued and pivotal role for veterinarians within dairy practice whatever twists and turns the industry took. For Bill, what was never acceptable was a lack of compassion for the patient or the failure to commit relentless attention to the pursuit of those clinical skills that distinguish veterinarians from all others in the industry. If nothing more, this book is meant to foster and reinforce those priorities."



The textbook also features an accompanying interactive website, which provides videos of clinical cases that readers can reference and review for more in-depth understanding. This feature is not common in veterinary texts and represents a step forward in comprehensive, multi-media education for veterinarians.

Peek and Divers dedicated the third edition of Rebhun's textbook to another Cornellian, Robert Hillman DVM '55, CVM professor and renowned large animal theriogenologist, "generally considered one of the best large animal veterinarians to ever practice and teach at Cornell University," write Peek and Divers. As a former student of Hillman's, Rebhun himself noted that Hillman was probably the most skilled clinician he ever met. "We are certain the dedication of this book to Dr. Hillman for his tremendous contribution to veterinary medicine would be loudly applauded by Dr. Rebhun." The authors continue in their dedication. "Bob, we are so honored to have worked with you and learned from you, and we thank you for your





## Cornell University College of Veterinary Medicine

[Home](#) > [News](#) >

# Willis recognized for work with cows, students – and knots

🐾 Monday, April 9, 2018 - 4:01pm



As supervisor of Cornell's Teaching Dairy Barn in the College of Veterinary Medicine, Gerald W. Willis Jr. was recognized with the [George Peter Award for Dedicated Service](#) for his care for the university's dairy herd and his work with veterinary students and faculty.

Gerald W. Willis Jr. knows his way around cows: He has spent the past 30 years teaching veterinary students how to work with them.

As supervisor of Cornell's Teaching Dairy Barn in the College of Veterinary Medicine, Willis was recognized with the [George Peter Award for Dedicated Service](#) March 29 for his care for the university's dairy herd and his work with veterinary students and faculty.

The award was given to Willis by Mary Opperman, vice president and chief human resources officer, who "was struck by how your nominators Nita Irby and Carolyn McDaniel talk about the things you do for the students." Willis' colleagues and family were in attendance at the presentation.

Irby met Willis in 1997, when she was a new faculty member at the veterinary college looking for advice on setting up the bovine lab for first-year students. Everyone she asked said, "Just ask Jerry!" When she did, letting him know the times, dates and subject matters of the labs, he set them up "just like magic." Over the 11 years Irby taught the course,

Willis assumed the role of lead instructor in the bovine safety and restraint labs, teaching students how to prepare and milk cows. He also taught students how to tie knots that could be quickly released.

Willis is “a dedicated employee and teacher and is the heart and soul of the Teaching Dairy Barn at Cornell. Having witnessed his work in the barns, in the herd and his teaching and student interactions in labs, I am fully supportive of any recognition, promotion and support that we can provide to Jerry,” Irby wrote in her letter of nomination.



Gerald Willis celebrates with his family. From left: Daughter Suzanne Manzari; son Matt Willis; Gerald Willis; granddaughter Lily Manzari, in front of Gerald's wife, Linda Willis; and granddaughter Briana Dowd at far right.

McDaniel, another veterinarian and faculty member, called Willis “an excellent teacher and role model in bovine labs ... His calm, patient support helps students leave the labs with new skills and knowledge, but also with confidence and a sense of accomplishment.” When McDaniel wanted to increase students’ exposure to the dairy barn and bovine husbandry, Willis organized and regularly supervised a morning chores program for them.

Also speaking on Willis’ behalf was Blake Nguyen, director of the Teaching Dairy operation, and Chuck Guard, faculty supervisor for the Veterinary Teaching Dairy Barn, chief of the Ambulatory and Production Medicine Clinic, and Willis’ supervisor for more than 20 years. In his letter of nomination, Guard wrote of Willis’ ability to repair broken machinery; deal “magnanimously” with bureaucratic hassles; help resolve problems “with kindness and generosity”; and remain “tireless” in the ordinary tasks of the dairy barn. “Almost all our veterinary students have genuine affection for Jerry based on their interactions with him as employees or as beginning veterinary students learning about cows and farming,” he noted.

When asked about receiving the award, Willis said, “I’ve enjoyed myself at Cornell, spending time with the people involved in the work of the dairy barn, especially the students and faculty.” He added, “I am honored to have received the award and spent my time here at Cornell.”

The award is given by the Employee Assembly to recognize outstanding staff contributions “above and beyond” normal job expectations. Nominees are chosen by their peers and must demonstrate superior ability to work effectively in collaboration with peers, subordinates, supervisors and others; be an excellent team player; and have a positive influence on colleagues, a professional field or program, or the university.





Nominators Carolyn McDaniel and Nita Irby at the George Peter Award celebration for Gerald Willis.

By Nancy Doolittle

*This story originally appeared in PawPrint.*

---

## Andrew Hoffman named dean of Penn Vet

Andrew Hoffman has been named the next Gilbert S. Kahn Dean of Veterinary Medicine (<http://www.vet.upenn.edu/about/our-history/deans-of-penn-vet>) at the University of Pennsylvania (<http://www.vet.upenn.edu/>), effective Aug. 1.

The announcement was made today by Penn President Amy Gutmann (<https://president.upenn.edu/meet-president>) and Provost Wendell Pritchett (<https://provost.upenn.edu/about/wpritchett>).

Hoffman is an acclaimed researcher, clinician, teacher, and mentor who is now director of the Regenerative Medicine Laboratory and professor of large animal internal medicine at Cummings School of Veterinary Medicine (<https://vet.tufts.edu/>) at Tufts University (<https://www.tufts.edu/>).

“Andy’s career,” Gutmann said, “exemplifies the enormous potential of an integrated One Health (<http://www.vet.upenn.edu/about/press-room/multimedia/one-health>) approach to biomedicine: uniting clinicians and scientists from multiple professions and perspectives to increase knowledge and drive improvements in global public health, human and animal well-being, and environmental sustainability and resilience.

“He has a long and distinguished track record and an exciting vision for the role of veterinarians and veterinary schools in research universities and society,” she said.

At Tufts, Hoffman has energetically contributed to all areas of veterinary research, teaching, and clinical care. His leadership of regenerative medicine and stem cell research programs resulted in important contributions to both animal and human health, demonstrating the profoundly positive impact of veterinary research. He regularly mentored faculty with an interest in clinical translational research and helped colleagues fully appreciate the career options available to them thanks to the versatile skills provided by a veterinary education.

Also at Tufts, Hoffman helped build and lead the first outpatient pulmonary function testing laboratory for equine and canine patients in the world, which provided world-class care for animal patients while also making important contributions in developing animal models of human pulmonary disease. The ongoing revolution in the treatment of severe human emphysema – increasing length and quality of life for patients and decreasing the morbidity

and mortality of lung volume reduction treatment – traces in part to the work of Hoffman and his colleagues.

An accomplished scholar and clinician, Hoffman has served as director at Tufts of its Regenerative Medicine Laboratory (<https://vetsites.tufts.edu/rml/>) since 2012. From 2005 to 2012, he served as director of the Stem Cell Laboratory. He has led the Tufts Lung Function Laboratory (<http://vetmed.tufts.edu/hospital-large-animals/services-hla/diagnostic-and-surgical-service/respiratory-evaluation/>) for more than 20 years and also served for five years as director of the Tufts Equine Sports Medicine Program (<http://vetmed.tufts.edu/hospital-large-animals/services-hla/equine-sports-medicine/>).

Hoffman has significant clinical experience in large animal (dairy-equine) practice and at Tufts in caring for and investigating animals as diverse as dogs, cats, horses, sheep, camelids, rodents, dolphins, and wildlife. He has led and served on numerous school- and university-wide committees, including chairing the Cummings School's Admissions Committee (<http://vet.tufts.edu/admissions/>) and the Tufts Retiree Health Benefits Committee of the Faculty Senate.

“We look forward to working with Andy as he collaborates with faculty, staff, students, overseers, and alumni to build on Penn Vet's remarkably distinguished history and potential,” Pritchett said.

Hoffman is a Diplomate of the American College of Veterinary Internal Medicine (<http://www.acvim.org/>), past president of the Veterinary Comparative Research Society (<http://www.the-vcrs.org/about-us.php>), and a member of the International Society for Stem Cell Research (<http://www.isscr.org/>). His research programs have received continuous funding from the National Institutes of Health (<https://www.nih.gov/>) for nearly 20 years. He has authored more than 100 publications, including many in leading scientific and clinical journals.

Hoffman earned his undergraduate degree with honors in biology (<https://www.bio.udel.edu/>) from the University of Delaware (<http://www.udel.edu/>), received his veterinary degree (<https://www2.vet.cornell.edu/>) from Cornell University (<https://www.cornell.edu/>), and holds a doctorate in veterinary science (<https://www.uoguelph.ca/registrar/calendars/undergraduate/2017-2018/c10/c10dvm-info.shtml>) from the University of Guelph (<https://www.uoguelph.ca/>) in Canada.

The selection of Hoffman concludes a global search to identify a successor to Joan Hendricks (<http://www.vet.upenn.edu/people/faculty-clinician-search/JOANHENDRICKS>), who is stepping down after serving as dean since 2006.

“We profoundly appreciate Joan’s superb service to Penn Vet (<http://www.vet.upenn.edu/>) and to Penn,” Gutmann said. “Joan was one of the first women to become dean of a veterinary school in the United States and has served on the Penn faculty for more than 30 years, where she garnered international acclaim for her work in veterinary clinical care and in the biology of sleep.”

As dean, Hendricks embraced Penn Vet (<http://www.vet.upenn.edu/>)’s important relationship with the Commonwealth of Pennsylvania (<https://www.pa.gov/>) with her indefatigable efforts to show policymakers and citizens across the state what an essential and integral role veterinarians play in ensuring public health and food safety, guarding against bio- and agro-terrorism, and working to protect the environment.

---

#### CREDITS

**Ron Ozio** (</people/ron-ozio>)

Writer

---

#### DATE

**February 28, 2018**

---

#### SUBTOPICS


**Veterinary Medicine** (</subtopic/veterinary-medicine>), **Faculty** (</subtopic/faculty>)

---

#### SCHOOLS

**School of Veterinary Medicine** (</schools/school-veterinary-medicine-0>)





## Cornell University College of Veterinary Medicine

[Home](#) > [News](#) >

# "This symbol of compassion, honor, and intellectual prowess": White Coat 2018

🐾 Tuesday, March 20, 2018 - 9:51am



On a frigid and sunny Saturday this March, third-year veterinary students at the Cornell University College of Veterinary Medicine gathered with family, faculty, staff, and friends for the White Coat Ceremony, which marks their transition from preclinical coursework to formal clinical training.

“This is your chance to integrate your hard-earned knowledge and skills and apply them in a clinical setting,” said Dean Lorin D. Warnick Ph.D. ’94 in his welcoming remarks to the crowd. “You are taking another step towards joining the veterinary profession and accepting the associated rights and responsibilities.”

Warnick spoke of his own memories of clinical rotations as a veterinary student at Colorado State University, including the first time he was in charge of closing a surgical incision. “It was going great—until the moment [the faculty clinician] turned back to have a closer look at my progress. I must have dropped the coil of suture in my hand and in a blink of an eye had a complicated snarl. If you’ve ever helped a five-year-old untangle a fishing line, that is

what my suture looked like," Warnick recalled. "He didn't say a thing—I just saw his raised eyebrows over his surgical mask. I recovered, untangled the suture, and finished closing the incision. This was one of many examples of learning while doing under the usually patient oversight of our faculty."

After the dean's introduction, each third-year student went on stage to don his or her white coat with the help of a mentor each student selected for the event. After the entire group was outfitted in their new sartorial symbol of clinical service, Susan Ackermann DVM '86, president of the college's Alumni Association Executive Board, took the stage.

"So this white coat. No doubt you have dreamed about wearing it for many years, possibly since childhood," Ackermann said. "It is your future colleagues that have gifted you with this symbol of compassion and honor and intellectual prowess. Today it is a clean starched garment, much too white and new to ever be mistaken for anything but new apparel. But over time, I promise, the fabric will soften, the press marks will ease, the whiteness will tarnish—all reflecting the maturity and confidence you will gain over time. The weight of the garment will also change, as it truly is the lightest that it shall ever be today, both in the proverbial and real sense."

After her remarks, Ackermann asked the class to stand and raise their right hands and administered the veterinary oath.

To close the event, keynote speaker Mitchell Kornet '76, DVM '79, chairman of the Veterinary College Advisory Council and the Annual Fund, addressed the crowd. "You've worked so hard and the transition from classroom to clinics is a monumental event," he said. "So many people have helped you get to this point. Your parents, siblings, spouses, partners, significant others, and even children are here today. Many of your professors who have worked so hard to train you are here, and everyone is so proud of your accomplishments. But most of all, you should be proud of yourself. You've sacrificed so much to get to this point and I can assure you that it is all worth it."

### **Veterinarian's Oath**


*Being admitted to the profession of veterinary medicine, I solemnly swear to use my scientific knowledge and skills for the benefit of society through the protection of animal health and welfare, the prevention and relief of animal suffering, the conservation of animal resources, the promotion of public health, and the advancement of medical knowledge.*

*I will practice my profession conscientiously, with dignity, and in keeping with the principles of veterinary medical ethics. I accept as a lifelong obligation the continual improvement of my professional knowledge and competence.*



The 2018 White Coat Ceremony in Bailey Hall


Tuesday, March 20, 2018 - 10:38am

 Image



Reserved seats in Bailey Hall

Third-year veterinar



[Cornell University College of Veterinary Medicine](#)

[Careers](#)

[Privacy](#)   [Site Feedback](#)

Cornell University ©2016





## Cornell University College of Veterinary Medicine

[Home](#) > [News](#) >

# DVM students share love of veterinary medicine with elementary kids

🐾 Friday, March 9, 2018 - 11:38am



Kids at South Seneca Elementary School watch as Cornell DVM students present on what it's like to be a veterinarian. Photo by the College of Veterinary Medicine.

Ambassadors from the College of Veterinary Medicine shared all things pets and vets with the 350 children of South Seneca Elementary School this February. Dressed in their scrubs and white coats, second-year students Michele Best-Hall and Rachel Somma shared information about the college and the many career paths kids can take with veterinary medicine.

“Many of the students told me that they definitely want to become a veterinarian after learning what an interesting and exciting job it is,” said Heather Neville, third grade teacher at the school.



Second-year DVM student Michele Best-Hall interacts with the kids at South Seneca Elementary. Photo by the College of Veterinary Medicine.

The visit was part of the school's Reading Celebration Program, which encourages reading year-round with customizable goals and fun events. The Cornell University Hospital for Animals is one installment in their programming for this year's theme of Read to Build a Better World. For each child who meets her personal reading goals, the program committee will donate money to the hospital and gives the option for school staff to donate as well.

The students' great interest in animals led the program committee to organize the year around helping animals of all kinds. "We immediately thought of the hospital because many of our students have taken their pets there at one point or another," said Neville, who is a member of the committee.

"These kids were awesome to talk to," said Somma. "They are inquisitive, curious, and asked the most genuine questions."



Students watch as Maya the Australian Cattle Dog joins the presentation. Photo by the College of Veterinary Medicine.

The Cornell team passed out postcards, temporary tattoos, and fielded questions from an enthusiastic group of students. Best-Hall's Australian Cattle Dog Maya and Somma's Jack Russell Terrier Isabelle also joined the fun and visited with the kids.

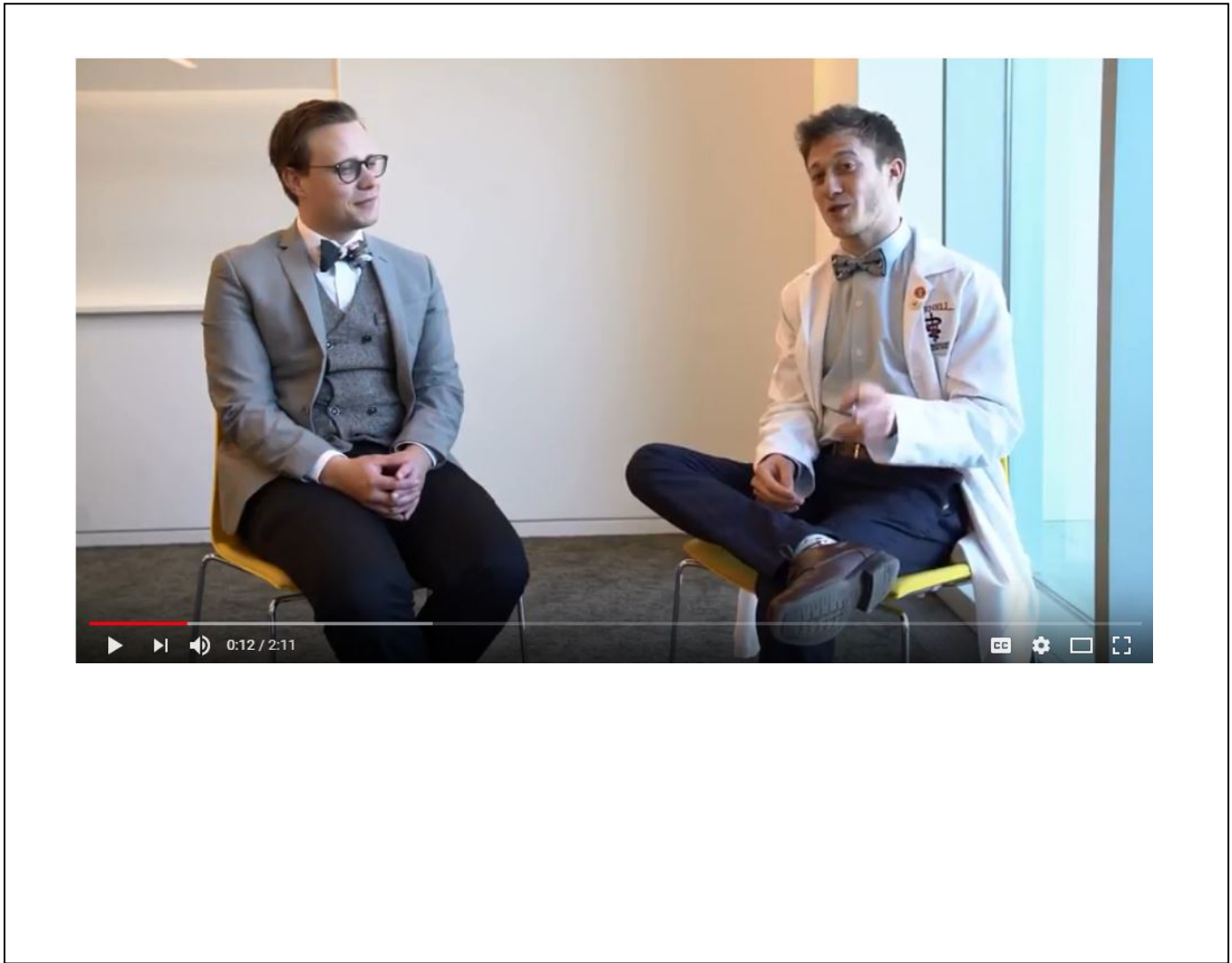
"Students are still talking about all of the animals around the world that the Cornell Hospital for Animals has helped over the years," said Neville.

The children will be working on their reading goals for this portion of the program through the end of the quarter, at which point \$1 each will be donated to the patient assistance fund at the hospital.



Around 350 kids total came to two presentations by the DVM students. Photo by the College of Veterinary Medicine.

By Melanie Greaver Cordova



### Jacob Wolf and Jeremy Eule at White Coat 2018

Unlisted

13 views

0 likes 0 comments SHARE + ...



**Cornell University College of Veterinary Medicine**

Uploaded on Apr 9, 2018

SUBSCRIBE 1.3K

Jacob Wolf DVM '17 and third-year DVM student Jeremy Eule talk during White Coat 2018.

SHOW MORE

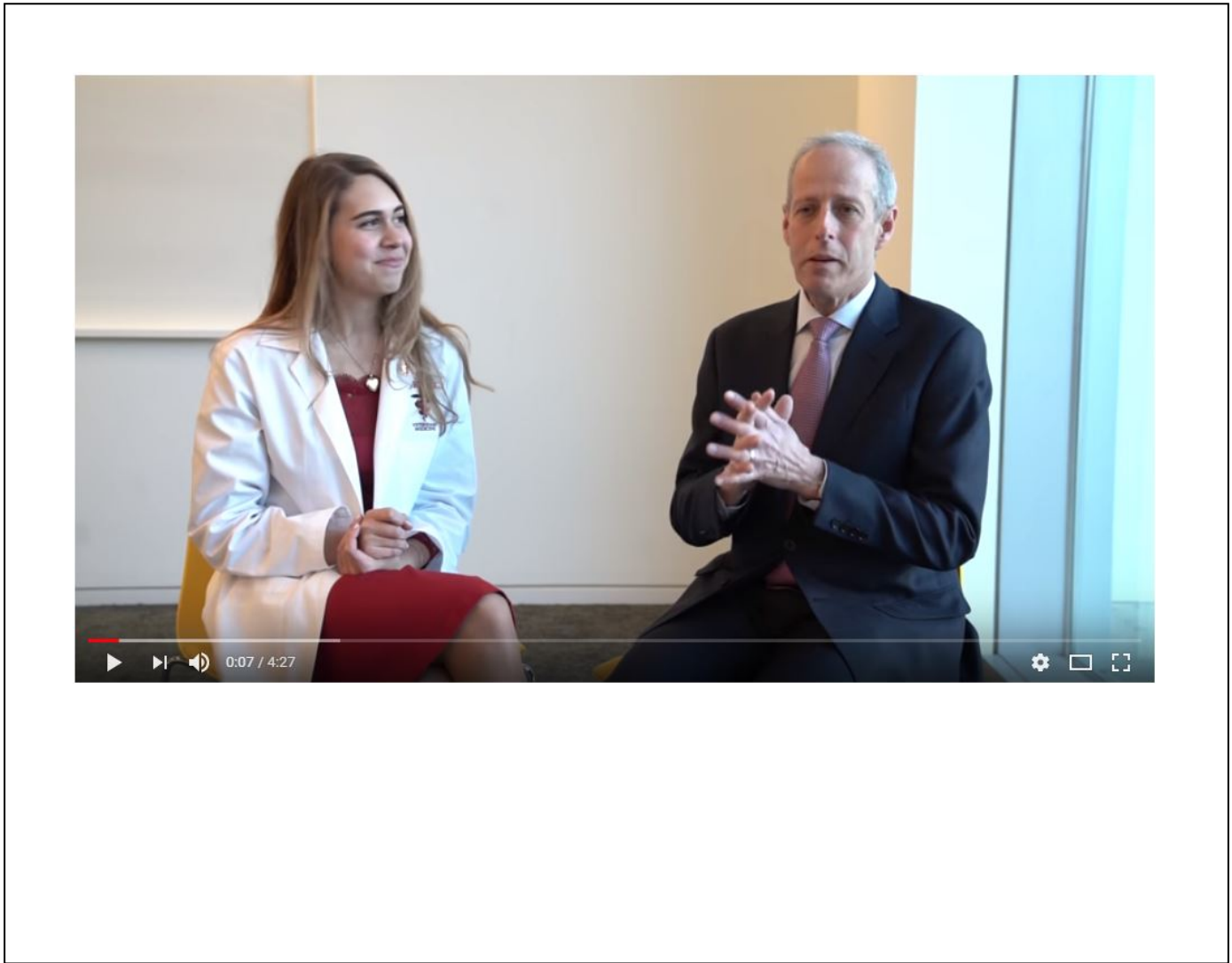
**Ed Edd n Eddy Live Stream 24/7 - Ed Edd n Eddy Fullscreen 720p #2**

1000 Hi Team

487 watching

LIVE NOW





### Mitch Kornet and Jacqueline Pino at White Coat 2018

Unlisted

186 views

👍 2    💬 0    ➦ SHARE    ≡+    ⋮



**Cornell University College of Veterinary Medicine**

Uploaded on Apr 9, 2018

SUBSCRIBE 1.3K

Mitch Kornet '76, DVM '79 and third-year DVM student Jacqueline Pino '15 have a conversation during White Coat 2018.


SHOW MORE



**Ed Edd n Eddy Live Stream 24/7 - Ed Edd n Eddy Fullscreen 720p #2**

1000 Hi Team

487 watching



## Cornell University College of Veterinary Medicine

[Home](#) > [Education](#) > [Continuing Education](#) >

### NYS Veterinary Conference

Cornell is honored to be a co-host of the bi-annual New York State Veterinary Conferences, held in the fall and spring of each year. Veterinary medicine professionals gather to teach, network, and learn at this premiere educational gathering.

#### 2018 Spring NYS-VC

Join us for the 2018 New York State Spring Veterinary Conference, Friday, May 4 through Sunday, May 6, at the Westchester Marriott in Tarrytown, NY. Co-sponsored by Cornell University College of Veterinary Medicine and New York State Veterinary Medical Society (NYSVMS), this annual event focuses on companion animal has varied lectures and laboratories for Veterinarians and Veterinary Technicians. More information on the schedule & speakers is available on [the event website](#).

[Click here to register](#)

[Click here for Sponsor & Exhibitor registration](#)

#### 2018 Fall NYS-VC

Co-sponsored by Cornell University College of Veterinary Medicine and New York State Veterinary Medical Society (NYSVMS), the 2018 New York State Fall Veterinary Conference, is an annual multi-species, multi-track event with varied lectures and laboratories. It will take place Friday, October 5 through Sunday, October 7, on the Cornell University campus in Ithaca, NY. Please sign-up for our mailing list below to be informed when registration opens.

#### Sign up to receive details of NYS-VC fall conference


\* indicates required

Email Address \*

First Name

Last Name

Subscribe



# Cornell University

## College of Veterinary Medicine

[Home](#) > [Alumni](#) > [Reunion](#) >

## Schedule of Events

### **Schedule of Events**

#### **Thursday, June 7, 2018**

##### **Registration and Hospitality**

3:00pm - 7:00pm

Don DVM 1969 and Rita Powell Classroom, S1-222 College of Veterinary Medicine Center

##### **SAVMA Apparel and Merchandise Sale**

3:00pm - 5:00pm

S1-226 College of Veterinary Medicine Center

##### **DVM Welcome Reception**

5:30pm - 7:00pm

Basom Reading Lounge, Flower-Sprecher Library, College of Veterinary Medicine



#### **Friday, June 8, 2018**

##### **Registration and Hospitality**

7:00am - 6:00pm

Don DVM 1969 and Rita Powell Classroom, S1-222 College of Veterinary Medicine Center

##### **Breakfast at the College of Veterinary Medicine**

7:00am - 10:00am

S2-223 College of Veterinary Medicine Center

##### **Tour of the Lab of Ornithology** (DVM alumni and their guests only)

8:00am - 9:30am or 9:00 - 10:30am (*9:00am tour is full*).

Sign up for tour time when you register. Transportation from Veterinary College and return provided.

##### **SAVMA Apparel and Merchandise Sale**

8:00am - 1:00pm, 3:00pm - 5:00pm

S1-226 College of Veterinary Medicine Center

##### **Tour of the Cornell Small Animal Community Practice - TBD**

(45 minute tour; children must be accompanied by adult; sign up when registering; tour is repeated on Saturday)

Meet in College of Veterinary Medicine Center Atrium

Be among the first to tour the new small animal primary care facility. Tour groups meet in the College Atrium to hear about the genesis of the new building before walking over together.

##### **Lunch at the College of Veterinary Medicine**

12:00pm - 1:30pm

College of Veterinary Medicine Center Atrium, 1st floor

##### **College Jeopardy**

1:00pm

Lecture Hall 4/5, College of Veterinary Medicine Center



As we begin a new era at the College of Veterinary Medicine, take a fun look back at our history and test your knowledge in a game of Cornell Vet Jeopardy.

### **Dedication Celebration**

2:00pm

College of Veterinary Medicine Center Atrium, 1st floor

Come together with Dean Lorin D. Warnick, Provost Michael I. Kotlikoff, alumni, friends, faculty, staff and student to celebrate the building dedication. Formal remarks, followed by ribbon cutting and cake. The PARTY starts promptly at 2pm, you don't want to miss it!

*Olin Lecture*

3:30pm - 4:15pm, Bailey Hall

### **Dean's 'Top 5' and Alumni Association Welcome**

4:30 pm

Lecture Hall 4/5, College of Veterinary Medicine Center

Austin O. Hooey Dean Lorin D. Warnick will offer his 'Top 5' updates on the College and time will be provided for Q & A. Dean's Cup and 25 Club Cup winners will be announced.

### **DVM Barbecue**

5:30pm - 8:30pm

College of Veterinary Medicine Center Atrium and Lefty's Plaza

### **Saturday, June 9, 2018**

#### **Registration and Hospitality**

7:00am - 3:00pm

Don DVM 1969 and Rita Powell Classroom, S1-222 College of Veterinary Medicine Center

#### **Breakfast at the College of Veterinary Medicine**

8:00am - 10:00am

S2-223 College of Veterinary Medicine Center

#### **SAVMA Apparel and Merchandise Sale**

9:00am - 2:00pm

S1-226 College of Veterinary Medicine Center

#### **Cornell University College of Veterinary Medicine Administrators and Clinicians**

9:00am

Lecture Hall 4/5, College of Veterinary Medicine Center

Updates on the Cornell Small Animal Community Practice, Cornell University Hospital for Animals, Wildlife Health and Health Policy, and more!

**Tours:** (45 minute tours; children must be accompanied by adult on all tours; sign up when registering)

#### Cornell Small Animal Community Practice

10:30am, 10:50am, 11:10am, 11:30am, 11:50am, 12:10pm

Meet in College of Veterinary Medicine Center Atrium

Be among the first to tour the new small animal primary care facility. Tour groups meet in the College Atrium to hear about the genesis of the new building before walking over together.

#### Capital Project

10:30am, 11:00am, 11:30am, 12:00pm, 12:30pm

Meet in College of Veterinary Medicine Center Atrium

The College's capital project is complete! Take a tour of these incredible new spaces which include the library, dean's suite, lecture, tutor & classroom spaces, student surgery area and more.

#### Farrier Shop Tour

10:30am, 11:30am

Meet in College of Veterinary Medicine Center Atrium

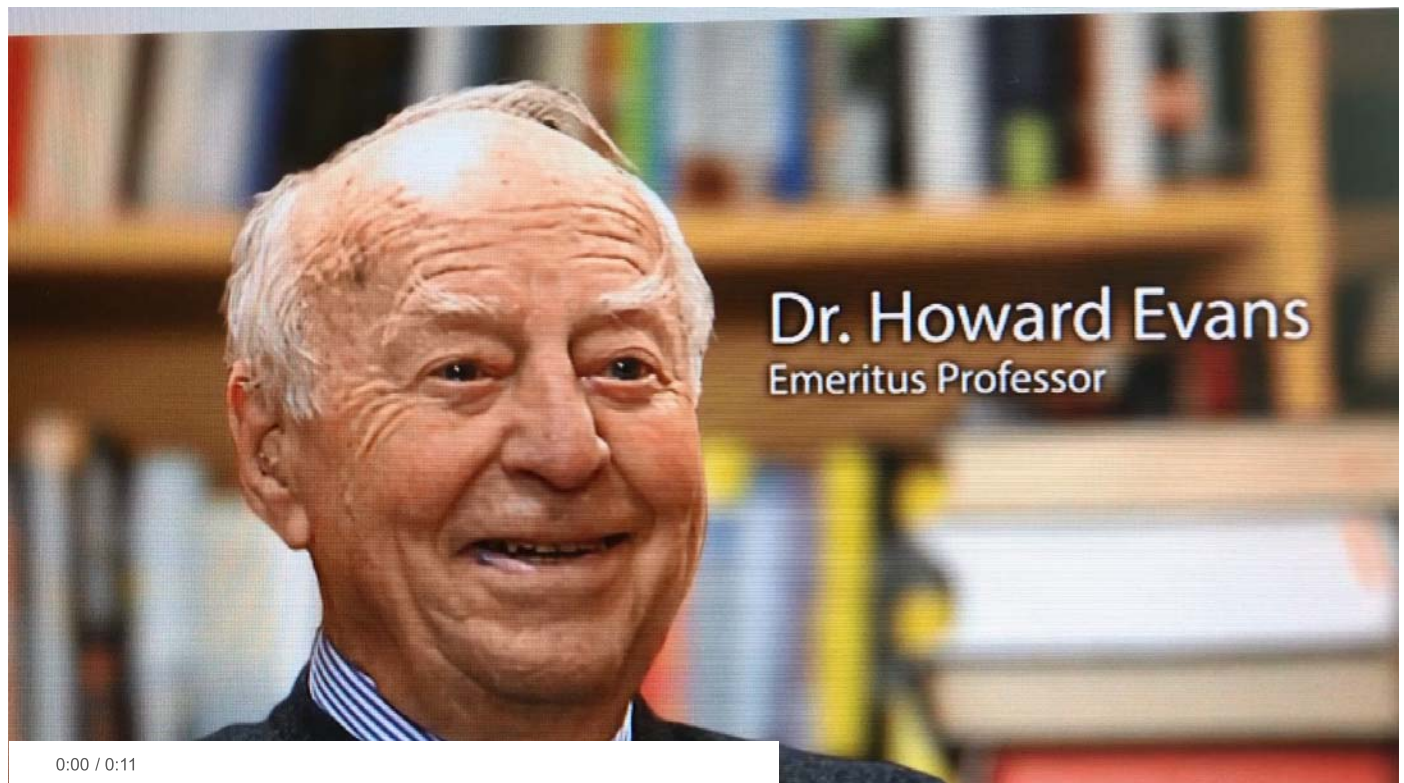
Steve Kraus, head farrier at Cornell, specializes in troubleshooting under-performing horses around the Finger Lakes Region of Central New York. His client list includes hunter/jumpers, dressage and event horses, polo, endurance, western performance, Morgans, and driving horses. Steve will share Farriery history, it's importance and changes over the years and equipment and techniques related to basic horse shoeing, corrective hoof trimming/shoeing and more.

*A Conversation with President Martha E. Pollack*  
10:30am, Bailey Hall

### **Lunch at the College of Veterinary Medicine**

12:00pm - 1:30pm

College of Veterinary Medicine Center Atrium



### **Festival of the Animals**

1:30pm- 3:30pm

College of Veterinary Medicine Center Atrium

### **Dr. Howard Evans - 'Tails of Natural History'**

1:30pm - 2:15pm

Lecture Hall 4/5, College of Veterinary Medicine Center

What 'tails' would you expect to hear from a legend whose career has spanned 70+ years? Brilliant scholar, passionate story teller, renowned veterinary anatomist and author plus an all-around incredible human. Join Dr. Howard Evans, Cornell College of Veterinary Medicine Professor Emeritus of Anatomy, as he shares 'Tails of the Unknown.' Everything from bird to fish to penguin to shark tales will delight all and be the ultimate show-and-tell.

### **'Meet and Greet'**

2:30pm - 3:30pm

College of Veterinary Medicine Center Atrium and Lefty's Plaza

Celebrate all things Cornell Vet with special '4-legged' guests at this family-friendly, fun event for all ages.

Saturday evening - [Receptions and Class Dinners](#)