

Full version of CUL's 2007/2008 Annual Statistics:
ecommons.library.cornell.edu/handle/1813/9968/browse-title

Unless otherwise stated, data are for July 1, 2007 - June 30, 2008,
and include the Weill Medical College in New York City.

"The Library is a constant, but it is always working to make things new and innovative, and to make things easier for students. The Library allows me to access information from anywhere and it provides a place to go when I need to get work done."

Heather Levy '10
ILR School
Martin P. Catherwood Library

Sowing the Seeds of Thought

Statistics, Grants, and Donors

Cornell University Library at a Glance

The Library is among the top 10 research libraries in North America. With 20 unit libraries on the Ithaca, New York City, and Geneva, N.Y. campuses, The Library serves a Cornell population of 34,935 as well as a broader state, national, and international audience, in accordance with its land grant mission.

Collections

- Print volumes: 7,943,148
- E-books: 392,855
- Current journals and other serial titles: 93,000
(55,000 electronic; 48,000 non-electronic)
- Microforms: 8,521,365
- Maps: 253,439
- Videos/DVDs/films: 41,958
- Sound recordings: 122,062
- Archival and manuscript materials: 72,511 cubic feet
- Electronic collections created/maintained locally: 62

Facilities

- User seats: 5,685
- Public computers: 742
- Laptops for loan: 182
- Cafés: 3 (Mann, Olin, Uris)
- Library hours during the academic year: 146 per week
(Uris open 24 hours/day Sunday-Thursday)

Services

- Library visits: 3,940,155
- Sessions on core library Web pages: 7,435,457
- Circulation checkouts and renewals: 1,266,144
- Reference sessions: 78,566
- Instruction sessions and tours: 1,745
- Items borrowed from other libraries for Cornell users: 37,678
- On-campus, library-to-library delivery: 25,772
- Faculty office delivery: 4,873

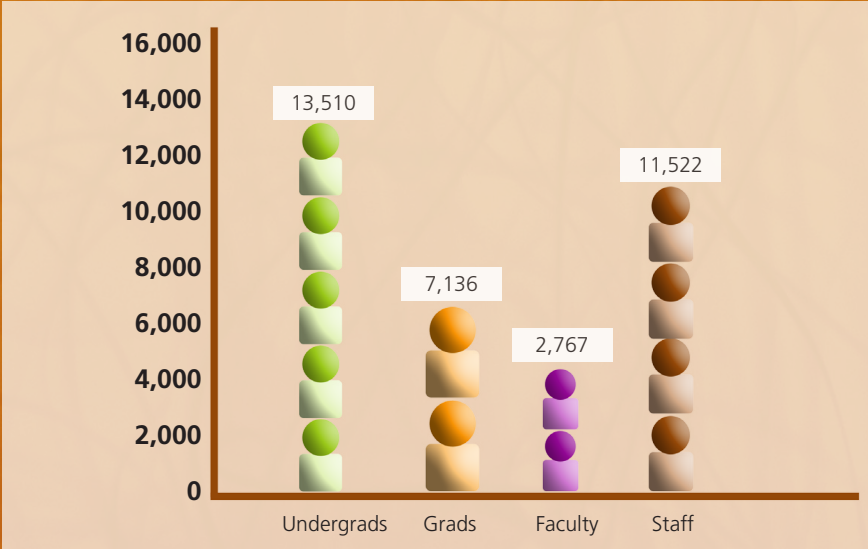
Expenditures

- Collections: \$17,745,343
- Salaries, wages, benefits: \$30,619,417
- Operating: \$8,345,802

Staff (FTE)

- Librarians: 126
- Staff: 335
- Student assistants: 121

Cornell community we serve: 34,935



Others with borrowing privileges:

Retired, temporary, visiting, and affiliated faculty and staff; staff spouses; SUNY students, faculty, and staff, and New York State non-student residents (state libraries); Ithaca Public School teachers; and eligible local and regional non-Cornell individuals who have purchased library cards.

Association of Research Libraries (ARL) Library Investment Index (Ithaca/Geneva only)

ARL's 2006/2007 <i>Library Investment Index</i> Top 20			
1	Harvard	11	New York
2	Yale	12	Princeton
3	Columbia	13	Illinois, Urbana
4	Toronto	14	Washington
5	UC Berkeley	15	Wisconsin
6	Michigan	16	Minnesota
7	UCLA	17	Duke
8	Penn State	18	North Carolina
9	Texas, Austin	19	Alberta
10	Cornell	20	Pennsylvania

In 2006/2007, the Library ranked 10th out of 113 university libraries in ARL's *Library Investment Index*. This index is based on: total library expenditures; salaries and wages for professional staff; total materials expenditures; professional plus support staff FTE.

Source:
ARL at www.arl.org/stats/annualsurveys/arlstats/index.shtml

Unit Libraries Up Close: Hours, Visits, and Services

Library	Hours open	Library visits*	Visits per hour*	Public computers	Laptops for loan	Circulation checkouts & renewals	Library-to-library delivery	Faculty office delivery	Reference sessions	Instruction sessions
Adelson (Lab of Ornithology)	39	4,467	2.3	3	0	962	51	1	322	26
Africana	75	27,823	7.4	6	2	11,591	371	32	171	26
Annex	35	489	0.3	1	0	42,955	10,548	766	n/a	n/a
Asia Collections	114	with Olin	with Olin	10	with Olin	with Olin	with Olin	with Olin	897	38
Engineering	104	339,883	65.4	111	9	46,651	461	44	1,697	27
Fine Arts	87	88,658	20.4	16	3	65,390	1,055	165	2,185	4
Geneva Experiment Station	44	u/a	u/a	16	13	2,121	374	3	588	14
Hotel	93	240,084	51.6	30	22	68,708	294	22	2,711	24
Industrial & Labor Relations	83	384,568	92.7	49	0	25,833	620	63	5,819	107
Law	80	u/a	u/a	14	0	20,968	416	78	8,058	134
Management	102	237,516	46.6	16	0	31,666	473	29	2,561	64
Mann/Entomology	102	306,801*	u/a	148	50	165,699	2,421	259	10,654	209
Mathematics	85	83,206	19.6	9	3	24,257	262	32	567	n/a
Medical College	108	232,199	43.0	39	10	48,963	n/a	n/a	3,261	158
Medical Archives	43	580	0.3	0	0	n/a	n/a	n/a	475	n/a
Music	78	40,414	10.4	45	3	46,524	267	17	1,710	2
Olin	114	1,197,062	210.0	70	30	490,865	6,140	2,971	20,390	356
Physical Sciences	87	78,987	18.2	14	2	15,795	200	36	479	31
Rare & Manuscript Collections	44	with Olin	with Olin	3	0	24,952	n/a	n/a	10,079	134
Uris	139	614,372	88.4	130	32	120,565	1,683	346	5,020	with Olin
Veterinary	94	63,046	13.4	12	3	11,679	136	9	650	22
Total	146*	3,940,155	539.7	742	182	1,266,144	25,772	4,873	78,294**	1,376

* Combined total longest hours a user could physically access at least one library during a typical academic week. See full report for measure caveats.
 ** This chart does not include central services. The total reference sessions count is available on page 62.

Citations added, 647,990:
 The number of references users added to RefWorks (citation management software). Through RefShare, users can dynamically share their RefWorks folders with anyone on the Web.

Wide range of electronic services:
 Electronic services and software range from the more traditional services, such as electronic reserves, electronic document delivery (MyDocument Delivery), and an electronic table of contents service (MyContents), to those on the horizon such as VIVO (a research-focused discovery tool) and CUL Labs (a site that allows users to test and provide feedback on newly developed technology tools that make it easier to research and share information).

Unit Libraries Up Close: Holdings, Facilities, Expenditures, and Staffing

Library	Volumes	Seating	Linear feet of shelving	Net square footage	Collections expenditures	Total expenditures	Staff (FTE) excl. students
Adelson (Lab of Ornithology)	13,568	23	1,508	1,939	\$16,883	\$85,570	1.5
Africana	22,927	29	2,476	3,078	\$27,948	\$195,503	2.5
Annex	2,683,562	9	335,722	79,454	n/a	\$239,506	6.0
Asia Collections	816,890	179	74,542*	36,619	with Olin	with Olin	9.2
Engineering	244,886	215	27,757	23,815	\$920,748	\$1,588,588	8.3
Fine Arts	125,799	168	15,325	20,657	\$203,390	\$594,099	6.1
Geneva Experiment Station	52,410	17	8,997	4,396	\$223,840	\$363,179	3.0
Hotel	28,911	102	3,189	8,094	\$236,744	\$725,174	7.6
Industrial & Labor Relations	180,562	261	42,754	67,903	\$483,047	\$1,985,806	23.5
Law	542,912	430	91,702	68,700	\$1,452,158	\$3,158,244	21.9
Management	53,524	138	5,181	9,710	\$367,821	\$887,592	7.5
Mann/Entomology	469,562	1,139	70,399	127,505	\$2,366,451	\$8,656,777	50.6
Mathematics	67,117	104	8,617	9,438	\$333,840	\$564,484	2.0
Medical College	190,806	236	6,155	26,633	\$1,743,515	\$4,270,513	31.1
Medical Archives	2,458	6	6,548	4,769	n/a	\$86,680	2.0
Music	148,256	161	16,655	22,674	\$141,525	\$468,812	2.9
Olin	1,784,568	1,092	252,529*	187,227	\$7,049,592	\$13,385,740	72.7
Physical Sciences	74,160	154	13,004	14,584	\$806,687	\$1,372,487	8.1
Rare & Manuscript Collections	226,326	26	66,470	26,372	\$735,872	\$2,429,462	19.6
Uris	170,744	1,005	20,306*	56,769	with Olin	with Olin	with Olin
Veterinary	43,200	191	7,607*	11,728	\$453,360	\$985,835	6.7
Total	7,943,148	5,685	1,077,443	812,064	\$17,563,419**	\$42,044,052**	293**

*Includes shelving dedicated to print materials only.

** This chart does not include central services (e.g. administration, technology, technical services, etc.). Total expenditure and FTE counts are available on page 62.

Behind the scenes:

In 2007/2008, the Library added 128,624 new volumes, cataloged 112,751 titles, provided 58,613 in-house conservation treatments, and bound 22,639 volumes.

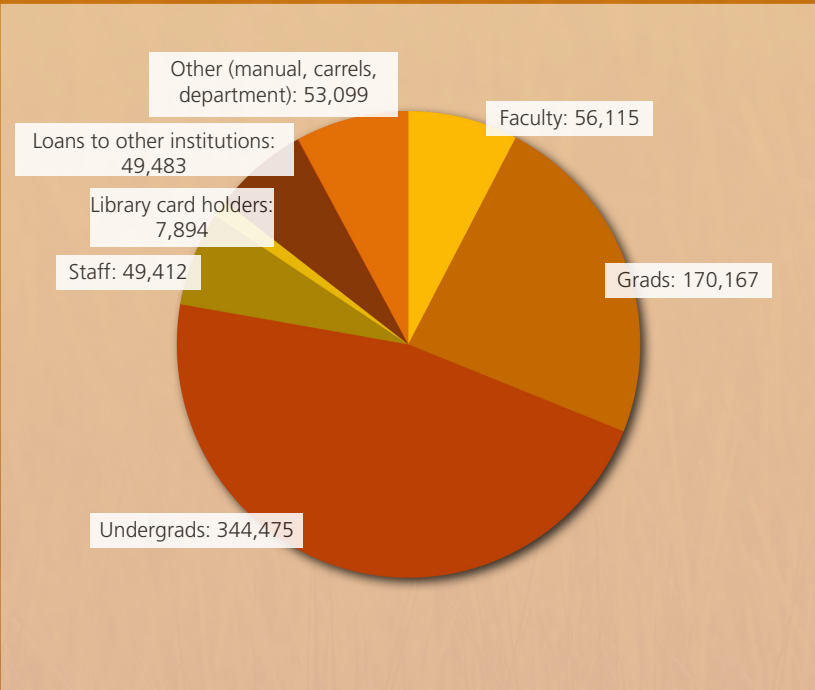
Over 7 million Web sessions:

CUL provides access to many of its resources and services through its main Web presence (library.cornell.edu). There are consistently over 7 million sessions per year on the Library's core Web pages.

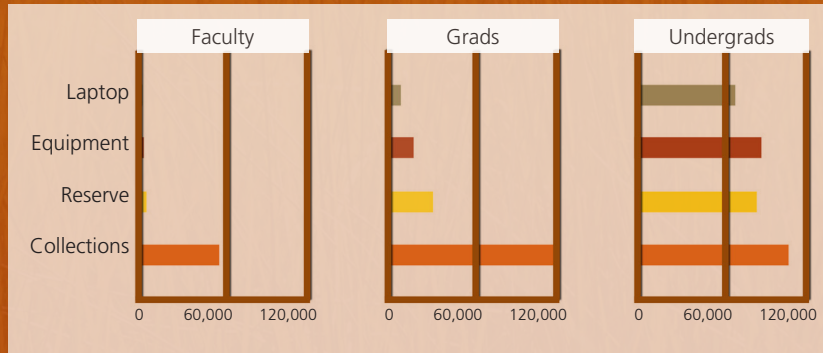
Circulation Up Close

Total checkouts and renewals by type, 1,266,144:
893,290 general collections, 146,448 course reserves, 101,184 lap-
tops, and 125,222 other equipment (such as laptop peripherals, cam-
eras, polling devices, etc.)

Checkouts by user group (Ithaca/Geneva only): 730,645

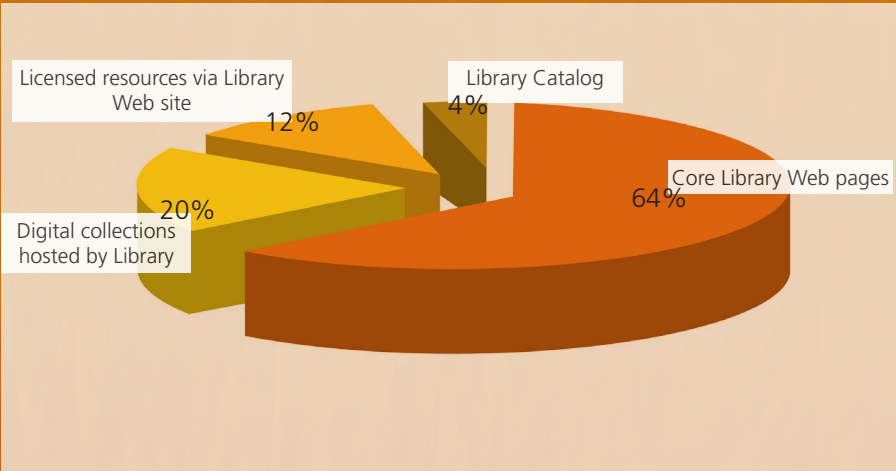


Type of checkout by user group (Ithaca/Geneva only)

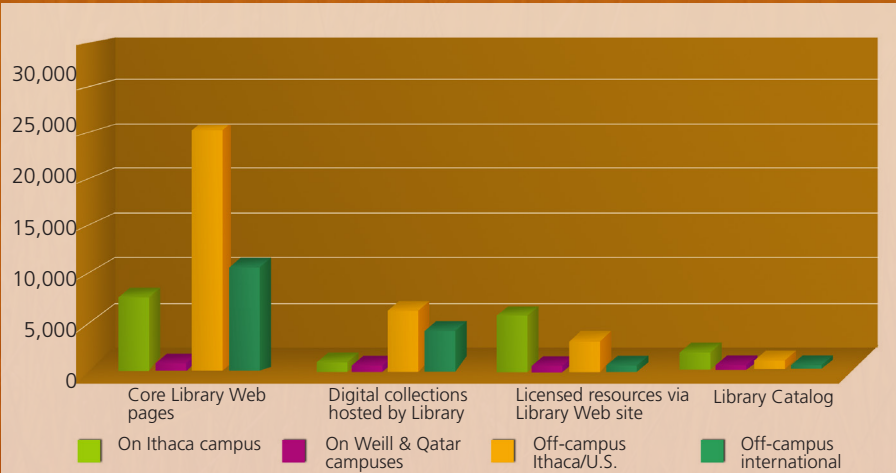


Web Site Usage Snapshots

Sessions on the Library's central Web site (November 2008): 1,727,044



One day's sessions on the Library's central Web site by location of viewer




Interlibrary Lending and Reference

Borrow Direct enables Cornell faculty, staff, and students to search the combined library catalogs of Brown, Columbia, Cornell, Dartmouth, Penn, Princeton, and Yale universities—a collection of over 40 million volumes—and directly request expedited delivery of circulating items. The loan period has been increased to 42 (from 28) days.

Traditional versus Borrow Direct interlibrary borrowing for Library patrons (Ithaca/Geneva only)



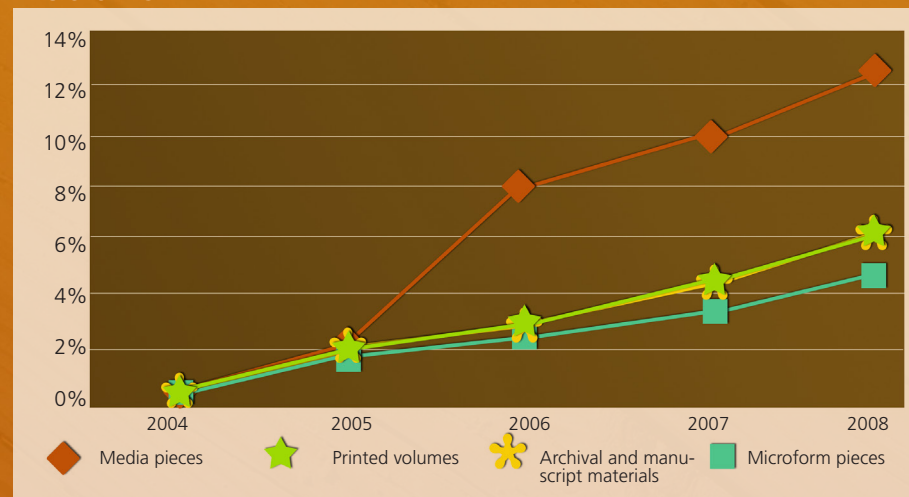
Types of reference sessions



Note: Excludes counts that could not be reported separately by type.

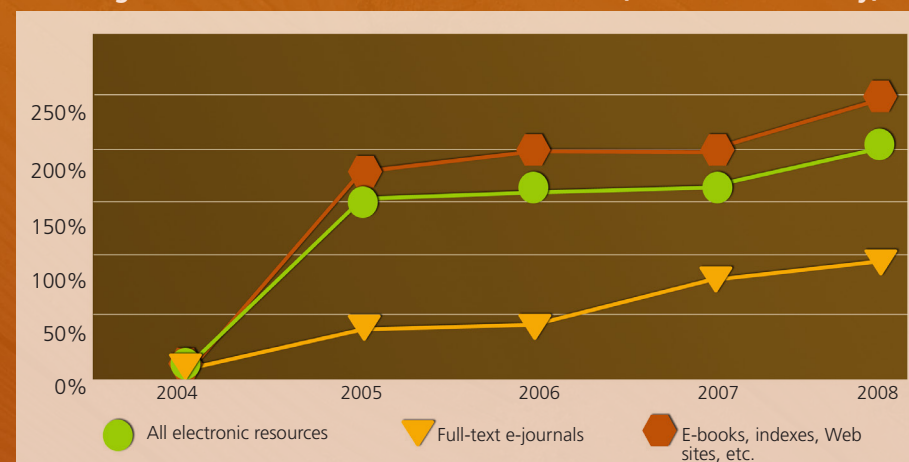
Collection Growth and Material Expenditures

Rate of growth: Media items, printed volumes, manuscripts, and microforms



Media includes: Maps, films, videos, DVDs, slides, filmstrips, sound recordings, and computer files.

Rate of growth: networked electronic resources (Ithaca/Geneva only)



Material expenditures:

The Library spent an estimated \$7,041,326 on electronic materials and \$8,801,921 on non-electronic materials in 2007/2008 (Ithaca/Geneva only).

Serial titles:

The Library provides access to an estimated 93,000 current journal and serial titles, more than half of which are available electronically to the Cornell community.

User Satisfaction


The Library has consistently received high user satisfaction ratings from both students and faculty, as exemplified by the following surveys.

Best 368 Colleges' Best College Library	
1	Harvard College
2	Princeton University
3	Duke University
4	College of New Jersey
5	Cornell University
6	Brigham Young University
7	Loyola University
8	College of William & Mary
9	University of Chicago
10	Columbia University

Source:
www.princetonreview.com/college/college-rankings.aspx

2006 Quadrennial Cornell Senior Survey

Cornell seniors rate the quality of library facilities and resources:
Satisfaction with quality of campus services and facilities (Ithaca/Geneva only)



Source:
Institutional Research and Planning (2006),
dpb.cornell.edu/IP_E_Senior_Survey.htm

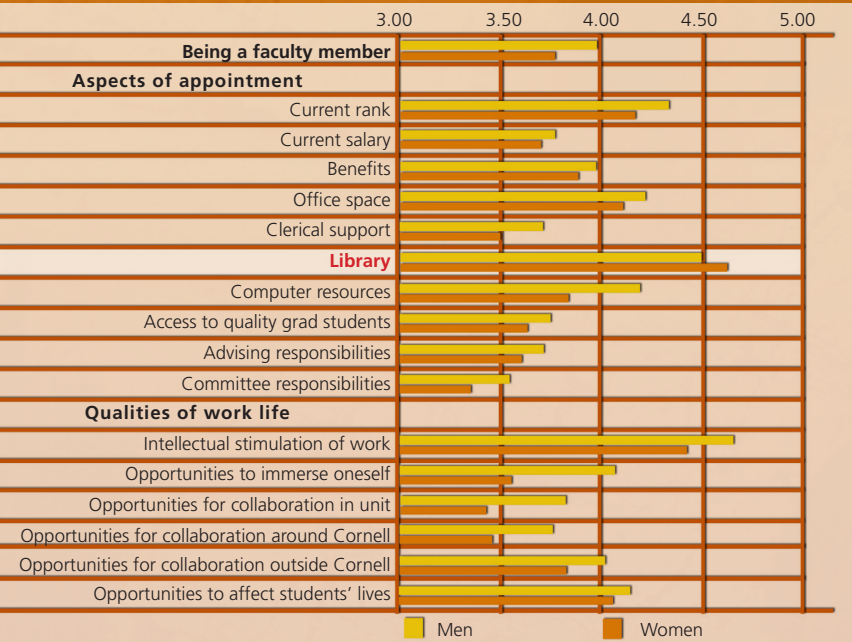
Princeton Review

In Princeton Review's 2009 *Best 368 Colleges' Rankings*, Cornell Library is rated 5th based on students' responses to the question, "How do you rate your school's library facilities?"

2005 Cornell University Faculty Work-Life Survey

Mean satisfaction with aspects of work and qualities of work life by gender (Ithaca/Geneva only)

3 = neither satisfied nor dissatisfied; 4= somewhat satisfied; 5 = very satisfied



Source:
Institutional Research and Planning (2005),
dpb.cornell.edu/IP_E_Faculty_Work_Life.htm