

**The Solution of Singular-Value and  
Symmetric Eigenvalue Problems on  
Multiprocessor Arrays**

R.P. Brent and F.T. Luk<sup>\*</sup>

TR 83-562  
July 1983

Department of Computer Science  
Cornell University  
Ithaca, New York 14853

<sup>\*</sup>Supported in Part by the U.S. Army Office under grant DAAG 29-79-C0124 and the National Science Foundation under grant MCS-8213718, and in part by the Mathematical Sciences Research Centre and the Centre for Mathematical Analysis, Australian National University.

THE SOLUTION OF SINGULAR-VALUE AND SYMMETRIC EIGENVALUE  
PROBLEMS ON MULTIPROCESSOR ARRAYS

by

Richard P. Brent  
Centre for Mathematical  
Analysis,  
Australian National       and  
University,  
G.P.O. Box 4, Canberra,  
A.C.T. 2601, Australia.

Franklin T. Luk\*  
Department of  
Computer Science,  
Cornell University,  
Ithaca, N.Y.,  
14853, U.S.A.

\*

Supported in part by the U.S. Army Office under grant  
DAAG 29-79-CO124 and the National Science Foundation  
under grant MCS-8213718, and in part by the Mathematical  
Sciences Research Centre and the Centre for Mathematical  
Analysis, Australian National University.

ABSTRACT

Parallel Jacobi-like algorithms are presented for computing a singular-value decomposition of an  $m \times n$  matrix ( $m \geq n$ ) and an eigenvalue decomposition of an  $n \times n$  symmetric matrix. A linear array of  $O(n)$  processors is proposed for the singular-value problem and the associated algorithm requires time  $O(mnS)$ , where  $S$  is the number of sweeps (typically  $S \leq 10$ ). A square array of  $O(n^2)$  processors with nearest-neighbor communication is proposed for the eigenvalue problem; the associated algorithm requires time  $O(nS)$ .

KEY WORDS AND PHRASES

Multiprocessor arrays, systolic arrays, singular-value decomposition, eigenvalue decomposition, real symmetric matrices, Hestenes method, Jacobi method, VLSI, real-time computation, parallel algorithms.

1. INTRODUCTION

A singular-value decomposition (SVD) of a real  $m \times n$  ( $m \geq n$ ) matrix  $A$  is its factorization into the product of three matrices:

$$(1.1) \quad A = U \Sigma V^T,$$

where  $U$  is an  $m \times n$  matrix with orthonormal columns,  $\Sigma$  is an  $n \times n$  nonnegative diagonal matrix and the  $n \times n$  matrix  $V$  is orthogonal. This decomposition has many important scientific and engineering applications (cf. [1,11,26,27]).

If the matrix  $A$  is square (i.e.,  $m = n$ ) and symmetric, we may adjust the sign of the elements of  $\Sigma$  so that  $U = V$ . We then obtain an eigenvalue decomposition:

$$(1.2) \quad A = U D U^T,$$

where  $U$  is orthogonal and  $D$  diagonal. The advent of massively parallel computer architectures has aroused much interest in parallel singular-value and eigenvalue procedures, e.g. [2,4,5,6,7,9,13,14,16,19,20,22,23,24,25]. Such architectures may turn out to be indispensable in settings where real-time computation of the decompositions is required [26,27]. Speiser and Whitehouse [26] survey parallel processing architectures and conclude that systolic arrays offer the best combination of characteristics for utilizing VLSI/VHSIC technology to do real-time signal processing. (See also [17,27].)

In this paper we present an array of  $O(n)$  linearly-connected processors which computes an SVD in time  $O(mnS)$ . Here  $S$  is a slowly growing function of  $n$  which is conjectured to be  $O(\log n)$ ; for practical purposes  $S$  may be regarded as a constant (see [21] and the Appendix). Our array implements a one-sided orthogonalization method due to Hestenes [15]. His method is essentially the serial Jacobi procedure for finding an eigenvalue decomposition of the matrix  $A^T A$ , and has been used by Luk [20] on the ILLIAC IV computer. We also describe how one may implement a Jacobi method on a two-dimensional array of processors to compute an eigenvalue decomposition of a symmetric matrix. Our array requires  $O(n^2)$  processors and  $O(nS)$  units of time. Assuming that  $S = O(\log n)$ , this time requirement is within a factor  $O(\log n)$  of that necessary for the solution of  $n$  linear equations in  $n$  unknowns on a systolic array [2,3,17,18].

Results similar to ours have been reported in the literature. For computing the SVD, Sameh [23] describes an implementation of Hestenes method on a ring of  $O(n)$  processors. Suppose  $n$  is even (the result is similar for an odd  $n$ ). At each orthogonalization step  $\frac{n}{2}$  column rotations are performed. Sameh's permutation scheme requires  $3n - 2$  steps to ensure the execution of every possible pairwise rotation at least once; our permutation scheme (presented in Section 3) requires only  $n - 1$  steps.

Parallel Jacobi methods for computing eigenvalues are given in [7,16,22]. However, the procedure of Sameh [22] may be unsuitable for multiprocessor arrays. For simplicity, assume again that  $n$  is even, so  $\frac{n}{2}$  off-diagonal elements can be set to zero

at each elimination step. Let us compare the number of permutations necessary for the annihilation of each off-diagonal element at least once. Our procedure (see Sections 3 and 6) requires  $n - 1$  permutations, which is optimal; that of Chen and Irani [7] requires  $n$  permutations. The scheme of Kuck and Sameh [16] is much worse. Their basic scheme appears to cycle every  $2n - 2$  steps and to miss some off-diagonal elements. A modification ("the second row and column are shifted to the  $n$ -th position after every  $(n - 1)$  orthogonal transformations") can be made to overcome this problem, but the modified scheme requires  $(n - 1)^2$  permutations [7].

Let us generalize the notion of a "sweep" and use it to denote a minimum-length sequence of rotations that eliminates each off-diagonal element at least once [7]. It is probably fair to assume that the Jacobi procedures in [7, 16] and in this paper require an equal number (say  $S$ ) of sweeps for convergence. For the algorithms presented in this paper a sweep always consists of  $n(n - 1)/2$  rotations (the minimal number possible), but this is not the case for the Chen and Irani or Kuck and Sameh algorithms mentioned above. The architecture proposed in [7] is a linear array of  $O(n)$  processors; the associated Jacobi method requires time  $O(n^2 S)$ . The architecture described in [16] is a square array of  $O(n)$  processors, with boundary wraparounds and a broadcast unit. The associated algorithm requires time  $O(n^3 S)$ . In comparison, our procedure requires  $O(n^2)$  processors and  $O(nS)$  units of time.

The principal results of this paper were first reported in [4, 5]. A related SVD algorithm is presented by the authors and Van Loan in [6]. It requires  $O(n^2)$  processors and  $O(nS)$  time to compute the singular values of an  $n \times n$  matrix.

This paper is organized as follows. Sections 2-4 are devoted to the singular-value problem and Section 5-8 to the eigenvalue problem. Hestenes method is reviewed in Section 2. The new ordering is described in Section 3 and the corresponding SVD algorithm in Section 4. The serial Jacobi method is outlined in Section 5. Details are filled in and some variations and extensions of the basic algorithm are given in Sections 7 and 8. The results of some numerical simulations are presented in the Appendix.

The SVD algorithm described in Sections 3-4 below is being implemented on an experimental 64-processor systolic array by Speiser at the Naval Ocean Systems Center (San Diego).

## 2. HESTENES METHOD

We wish to compute an SVD of an  $m \times n$  matrix  $A$ , where  $m \geq n$ . An idea is to generate an orthogonal matrix  $V$  such that the transformed matrix  $AV = W$  has orthogonal columns. Normalizing the euclidean length of each nonnull column to unity, we get the relation

$$(2.1) \quad W = \tilde{U} \Sigma,$$

where  $\tilde{U}$  is a matrix whose nonnull columns form an orthonormal set of vectors and  $\Sigma$  is a nonnegative diagonal matrix. An SVD of  $A$  is given by

$$(1.1') \quad A = \tilde{U} \Sigma V^T.$$

As a null column of  $\tilde{U}$  is always associated with a zero diagonal element of  $\Sigma$ , there is no essential difference between (1.1) and (1.1').

Hestenes [15] uses plane rotations to construct  $V$ . He generates a sequence of matrices  $\{A_k\}$  using the relation

$$A_{k+1} = A_k Q_k ,$$

where  $A_1 = A$  and  $Q_k$  is a plane rotation. Let  $A_k \equiv (a_1^{(k)}, \dots, a_n^{(k)})$  and  $Q_k \equiv (q_{rs}^{(k)})$ , and suppose  $Q_k$  represents a rotation in the  $(i, j)$  plane, with  $i < j$ , i.e.

$$(2.2) \quad \begin{aligned} q_{ii}^{(k)} &= \cos \theta , & q_{ij}^{(k)} &= \sin \theta , \\ q_{ji}^{(k)} &= -\sin \theta , & q_{jj}^{(k)} &= \cos \theta . \end{aligned}$$

We note that postmultiplication by  $Q_k$  affects only  $\tilde{a}_i^{(k)}$  and  $\tilde{a}_j^{(k)}$ , and that

$$(2.3) \quad (\tilde{a}_i^{(k+1)}, \tilde{a}_j^{(k+1)}) = (\tilde{a}_i^{(k)}, \tilde{a}_j^{(k)}) \begin{pmatrix} \cos \theta & \sin \theta \\ -\sin \theta & \cos \theta \end{pmatrix}.$$

The rotation angle  $\theta$  is chosen so that the two new columns are orthogonal. Adopting the formulas of Rutishauser [21], we let

$$(2.4) \quad \alpha \equiv \|\tilde{a}_i^{(k)}\|_2^2 , \quad \beta \equiv \|\tilde{a}_j^{(k)}\|_2^2 , \quad \gamma \equiv \tilde{a}_i^{(k)T} \tilde{a}_j^{(k)} .$$

We set  $\theta = 0$  if  $\gamma = 0$ ; otherwise we compute

$$(2.5) \quad \begin{aligned} \xi &= \frac{\beta - \alpha}{2\gamma} , \\ t &= \frac{\text{sign}(\xi)}{|\xi| + \sqrt{1 + \xi^2}} , \\ \cos \theta &= \frac{1}{\sqrt{1 + t^2}} , \end{aligned}$$



and  $\sin\theta = t.\cos\theta$ .

The rotation angle always satisfies

$$(2.6) \quad |\theta| \leq \frac{\pi}{4}.$$

However, there remains the problem of choosing  $(i,j)$ , which is usually done according to some fixed cycle. An objective is to go through all column pairs exactly once in any sequence (a sweep) of  $n(n-1)/2$  rotations. A simple sweep consists of a cyclic-by-rows ordering:

$$(2.7) \quad (1,2), (1,3), \dots, (1,n), (2,3), \dots, (2,n), (3,4), \dots, (n-1,n).$$

Forsythe and Henrici [10] prove that, subject to (2.6), the cyclic-by-rows Jacobi method always converges. Convergence of the cyclic-by-rows Hestenes method thus follows.

Unfortunately, the cyclic-by-rows scheme is apparently not amenable to parallel processing. In Section 3 we present an ordering that enables us to do  $\left\lfloor \frac{n}{2} \right\rfloor$  rotations simultaneously. The (theoretical) price we pay is the loss of guaranteed convergence. Hansen [12] discusses the convergence properties associated with various orderings for the serial Jacobi method. He defines a certain "preference factor" for comparing different ordering schemes. Our new ordering is in fact quite desirable, for it asymptotically optimizes the preference factor as  $n \rightarrow \infty$ . Thus, although the convergence proof of [10] does not apply, we expect convergence in practice to be faster than for the cyclic-by-rows ordering. Simulation results (presented in the Appendix) support this conclusion.

To enforce convergence, we may choose a threshold approach [29, pp.277-278]. That is, we associate with each sweep a threshold value, and when making the transformations of that sweep, we omit any rotation based on a normalized inner product

$$\frac{\tilde{a}_i^{(k)T} \tilde{a}_j^{(k)}}{\|\tilde{a}_i^{(k)}\|_2 \|\tilde{a}_j^{(k)}\|_2},$$

which is below the threshold value. Although such a strategy guarantees convergence, we do not know any example for which our new ordering fails to give convergence even without using thresholds. Our method, like the cyclic-by-rows method, is ultimately quadratically convergent [28].

The plane rotations are accumulated if the matrix  $V$  is desired. We compute

$$V_{k+1} = V_k Q_k,$$

with  $V_1 = I$ . Denoting the  $r$ -th Column of  $V_k$  (respectively  $V_{k+1}$ ) by  $\tilde{v}_r^{(k)}$  (respectively  $\tilde{v}_r^{(k+1)}$ ), we may update both  $A_k$  and  $V_k$  simultaneously:

$$(2.8) \quad \begin{pmatrix} \tilde{a}_i^{(k+1)} & \tilde{a}_j^{(k+1)} \\ \tilde{v}_i^{(k+1)} & \tilde{v}_j^{(k+1)} \end{pmatrix} = \begin{pmatrix} \tilde{a}_i^{(k)} & \tilde{a}_j^{(k)} \\ \tilde{v}_i^{(k)} & \tilde{v}_j^{(k)} \end{pmatrix} \begin{pmatrix} \cos\theta & \sin\theta \\ -\sin\theta & \cos\theta \end{pmatrix}.$$

### 3. GENERATION OF ALL PAIRS $(i,j)$

In this section we show how  $O(n)$  linearly-connected processors can generate all pairs  $(i,j)$ ,  $1 \leq i < j \leq n$ , in  $O(n)$  steps. The application to the computation of the SVD and of the symmetric eigenvalue decomposition is described in Section 4 and in Sections 6-8, respectively.

First, suppose  $n$  is even. We use  $n/2$  processors  $P_1, \dots, P_{n/2}$ , where  $P_k$  and  $P_{k+1}$  communicate ( $k = 1, 2, \dots, n/2 - 1$ ). Each processor  $P_k$  has registers  $L_k$  and  $R_k$ , output lines  $outL_k$  and  $outR_k$ , and input lines  $inL_k$  and  $inR_k$ , except that  $outL_1$ ,  $inL_1$ ,  $outR_{n/2}$  and  $inR_{n/2}$  are omitted. The output  $outR_k$  is connected to the input  $inL_{k+1}$  as shown in Figure 1.

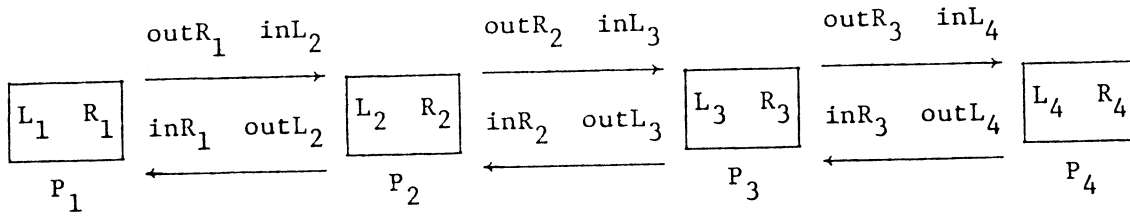


Figure 1: Inter-processor connections for  $n = 8$

Initially  $L_k = 2k - 1$  and  $R_k = 2k$ . At each time step processor  $P_k$  executes the following program:

```

if  $L_k < R_k$  then process  $(L_k, R_k)$  else process  $(R_k, L_k)$ ;
if  $k=1$  then  $outR_k := R_k$ 
    else if  $k < n/2$  then  $outR_k := L_k$ ;
if  $k > 1$  then  $outL_k := R_k$ ;
{wait for outputs to propagate to inputs of adjacent processors}
if  $k < n/2$  then  $R_k := inR_k$  else  $R_k := L_k$ ;
if  $k > 1$  then  $L_k := inL_k$ ;

```

Here "process  $(i,j)$ " means perform whatever operations are required on the pair  $(i,j)$ ,  $1 \leq i < j \leq n$ . The operation of the systolic array is illustrated in Figure 2.

We see that the index 1 stays in the register  $L_1$  of processor  $P_1$ . Indices 2, ...,  $n$  travel through a cycle of length  $n-1$  consisting of the registers  $L_2, L_3, \dots, L_{n/2}, R_{n/2}, R_{n/2-1}, \dots, R_1$ . During any  $n-1$  consecutive steps a pair  $(i,j)$  or  $(j,i)$  can appear in a register pair  $(L_k, R_k)$  at most once. A parity argument shows that  $(i,j)$  and  $(j,i)$  can not both occur (see Figure 2). Since there are  $n/2$  register pairs at each of  $n-1$  time steps, each possible pair  $(i,j)$ ,  $1 \leq i < j \leq n$ , is processed exactly once during a cycle of  $n-1$  consecutive steps.

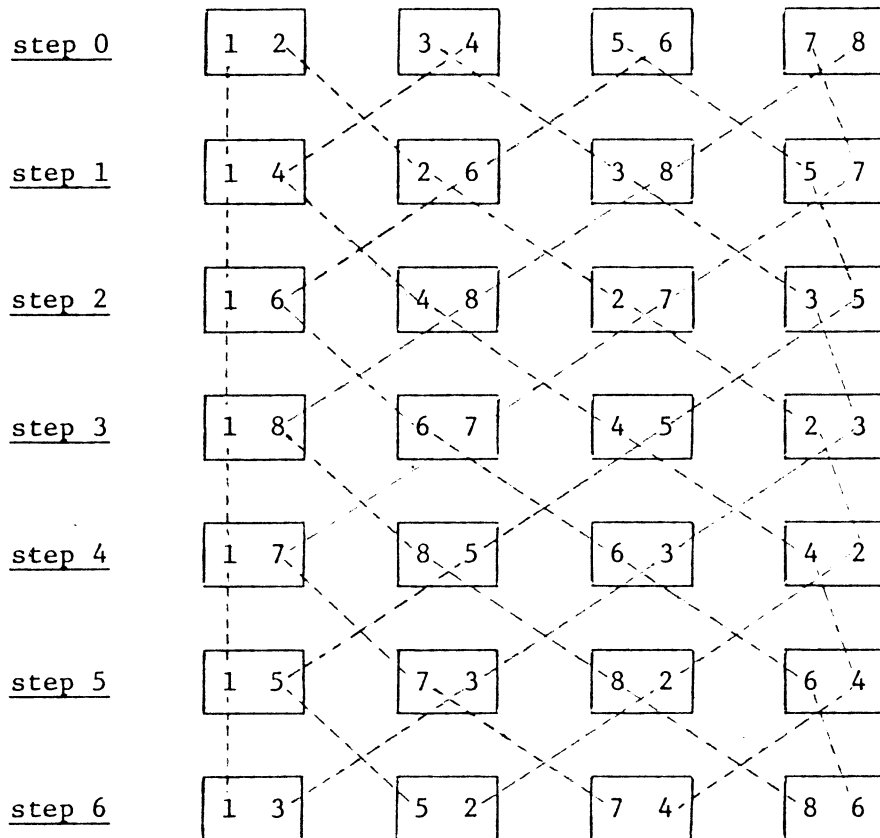


Figure 2: Full cycle of the systolic array for  $n = 8$

If  $n$  is odd, we use  $\lceil n/2 \rceil$  processors but initialize  $L_k = 2k - 2$ ,  $R_k = 2k - 1$  for  $k=1, \dots, \lceil n/2 \rceil$  and omit any "process" calls from processor  $P_1$ .

It is interesting to note that similar permutations are "well known" for use in chess and bridge tournaments, but have apparently not been applied to parallel computation.

#### 4. A one-dimensional systolic array for SVD computation

Assume that  $n$  is even (else we can add a zero column to  $A$  or modify the algorithm as described at the end of Section 3). We use  $n/2$  processors  $P_1, \dots, P_{n/2}$ , as described in Section 3, except that  $L_k$  and  $R_k$  are now local memories large enough to store a column of  $A$  (i.e.,  $L_k$  and  $R_k$  each has at least  $m$  floating-point

words). Shift registers or other sequential access memories are sufficient as we do not need random access to the elements of each row.

Suppose processor  $P_k$  contains column  $\tilde{a}_i^c$  in  $L_k$  and column  $\tilde{a}_j^c$  in  $R_k$ . It is clear that  $P_k$  can implement the column orthogonalization scheme in time  $O(m)$  by making one pass through  $\tilde{a}_i^c$  and  $\tilde{a}_j^c$  to compute the inner products (2.4), and another pass to perform the transformations (2.3) or (2.8). Adjacent processors can then exchange columns in the same way that the processors of Section 3 exchange indices. This takes time  $O(m)$  if the bandwidth between adjacent processors is one floating-point word. (Alternatively, exchanges can be combined with the transformations (2.3) or (2.8).)

Consequently, we see that  $n/2$  processors can perform a full sweep of the Hestenes method in  $n - 1$  steps of time  $O(m)$  each, i.e., in total time  $O(mn)$ . Initialization requires that the  $(2k-1)$ -th and  $2k$ -th columns of  $A$  be stored in the local memory of processor  $P_k$  for  $k = 1, \dots, n/2$ ; clearly this can also be performed in time  $O(mn)$ .

The process is iterative. Suppose  $S$  sweeps are required to orthogonalize the columns to full machine accuracy. We then have a systolic array of  $n/2$  processors which computes the SVD in time  $O(mnS)$ . By comparison, the serial Hestenes algorithm takes time  $O(mn^2S)$ . Our simulation results suggest that  $S$  is  $O(\log n)$ , although for practical purposes we can regard  $S$  as a constant in the range six to ten [21].

After an integral number of sweeps the columns of the matrix  $W \equiv AV$  (see (2.1)) will be stored in the systolic array (two per processor). If  $V$  is required, it can be accumulated at the same time that  $W$  is accumulated, at the expense of increasing each processor's local memory (but the computation time remains  $O(mnS)$ ): see (2.8).

5. SERIAL JACOBI METHOD

We now consider the related problem of diagonalizing a given  $n \times n$  symmetric matrix  $A = A_1$ . The serial Jacobi method generates a sequence of symmetric matrices  $\{A_k\}$  via the relation

$$A_{k+1} = Q_k^T A_k Q_k ,$$

where  $Q_k$  is a plane rotation. Let  $A_k \equiv (a_{rs}^{(k)})$  and suppose  $Q_k$  represents a rotation through angle  $\theta$  in the  $(i,j)$  plane, with  $i < j$  (see (2.2)). We choose the rotation angle to annihilate the  $(i,j)$  element of  $A_k$ . If  $A_{ij}^{(k)} = 0$ , we do not rotate, i.e.,  $\theta = 0$ . Otherwise we use the formulas in [21] to compute  $\sin\theta$  and  $\cos\theta$  :

$$\begin{aligned} \xi &= \frac{a_{jj}^{(k)} - a_{ii}^{(k)}}{2a_{ij}^{(k)}} , \\ t &= \frac{\text{sign}(\xi)}{|\xi| + \sqrt{1 + \xi^2}} = \tan\theta , \\ \cos\theta &= \frac{1}{\sqrt{1 + t^2}} , \text{ and} \\ \sin\theta &= t \cdot \cos\theta . \end{aligned} \tag{5.1}$$

Note that the rotation angle  $\theta$  may be chosen to satisfy

$$|\theta| \leq \frac{\pi}{4} .$$

The new matrix  $A_{k+1}$  differs from  $A_k$  only in rows and columns  $i$  and  $j$ . The modified values are defined by

$$\begin{aligned}
 a_{ii}^{(k+1)} &= a_{ii}^{(k)} - t \cdot a_{ij}^{(k)}, \\
 a_{jj}^{(k+1)} &= a_{jj}^{(k)} + t \cdot a_{ij}^{(k)}, \\
 (5.2) \quad a_{ij}^{(k+1)} &= a_{ji}^{(k+1)} = 0, \\
 \left. \begin{aligned}
 a_{iq}^{(k+1)} &= a_{qi}^{(k+1)} = \cos\theta \cdot a_{iq}^{(k)} - \sin\theta \cdot a_{jq}^{(k)} \\
 a_{jq}^{(k+1)} &= a_{qj}^{(k+1)} = \sin\theta \cdot a_{iq}^{(k)} + \cos\theta \cdot a_{jq}^{(k)}
 \end{aligned} \right\} (q \neq i, j).
 \end{aligned}$$

Again we choose  $(i, j)$  in accordance to the new ordering introduced in Section 3. The comments that were made in Section 2 concerning various aspects (convergence proof, convergence rate, threshold approach, etc.) of the Hestenes method apply equally well here to the Jacobi procedure.

## 6. AN IDEALIZED SYSTOLIC ARCHITECTURE

In this section we describe an idealized systolic architecture for implementing the Jacobi method to compute an eigenvalue decomposition of  $A$ . The architecture is idealized in that it assumes the ability to broadcast row and column rotation parameters in constant time. In Section 8 we show how to avoid this assumption, after showing in Section 7 how to take advantage of symmetry, compute eigenvectors, etc.

Assume that the order  $n$  is even and that we have a square array of  $n/2$  by  $n/2$  processors, each processor containing an  $2 \times 2$  submatrix of  $A \equiv (a_{ij})$ . Initially processor  $P_{ij}$  contains  $\begin{bmatrix} a_{2i-1, 2j-1} & a_{2i-1, 2j} \\ a_{2i, 2j-1} & a_{2i, 2j} \end{bmatrix}$  for  $i, j = 1, \dots, n/2$ , and  $P_{ij}$  is connected to its nearest neighbors  $P_{i+1, j}$  and  $P_{i, j+1}$  (see Figure 3). In general  $P_{ij}$  contains four real numbers  $\begin{bmatrix} \alpha_{ij} & \beta_{ij} \\ \gamma_{ij} & \delta_{ij} \end{bmatrix}$ ,



where  $\alpha_{ij} = \alpha_{ji}$ ,  $\delta_{ij} = \delta_{ji}$  and  $\beta_{ij} = \gamma_{ji}$  by symmetry.

The diagonal processors  $P_{ii}$  ( $i = 1, \dots, n/2$ ) act differently from the off-diagonal processors  $P_{ij}$  ( $i \neq j$ ,  $1 \leq i, j \leq n/2$ ). Each time step the diagonal processors  $P_{ii}$  compute rotations  $\begin{pmatrix} c_i & s_i \\ -s_i & c_i \end{pmatrix}$  to annihilate their off-diagonal elements  $\beta_{ii}$  and  $\gamma_{ii}$ , (actually  $\beta_{ii} = \gamma_{ii}$ ), i.e., so that  $c_i^2 + s_i^2 = 1$  and

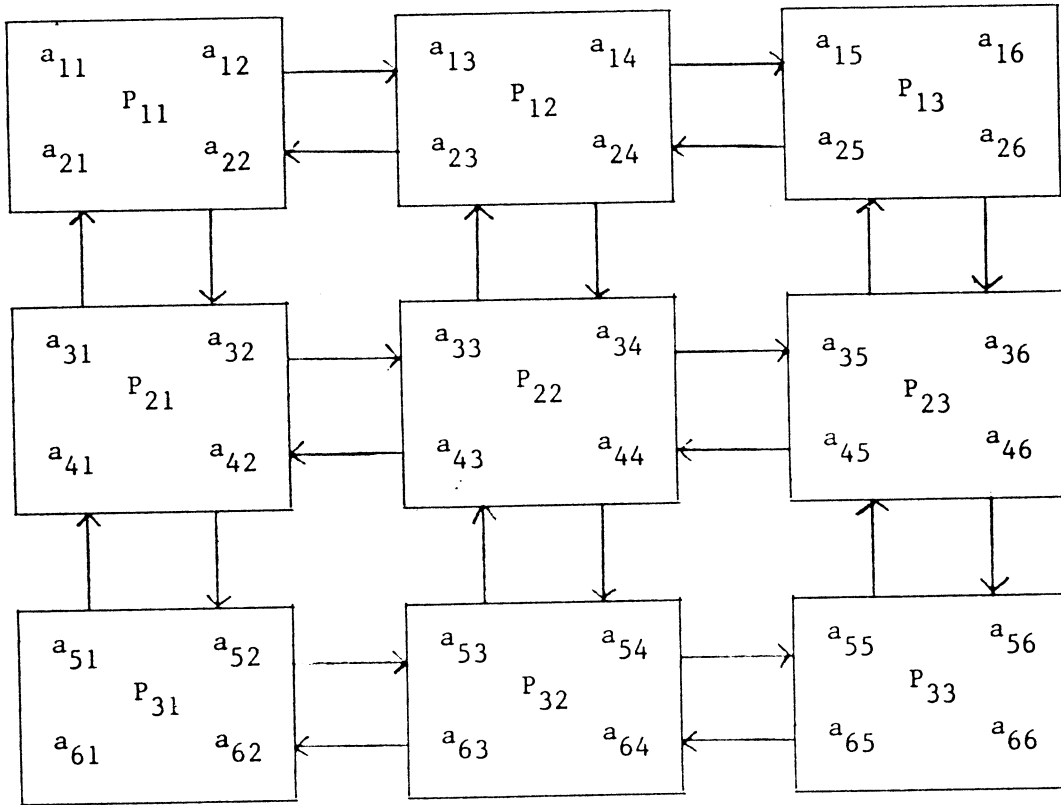


Figure 3: Initial configuration (idealized,  $n = 6$ )

$$\begin{pmatrix} c_i & -s_i \\ s_i & c_i \end{pmatrix} \begin{pmatrix} \alpha_{ii} & \beta_{ii} \\ \gamma_{ii} & \delta_{ii} \end{pmatrix} \begin{pmatrix} c_i & s_i \\ -s_i & c_i \end{pmatrix} = \begin{pmatrix} \alpha'_{ii} & 0 \\ 0 & \delta'_{ii} \end{pmatrix} \text{ is diagonal. From (5.1) and (5.2)}$$

with a change of notation we find that

$$(6.1) \quad \begin{pmatrix} c_i \\ s_i \end{pmatrix} = \frac{1}{\sqrt{1+t_i^2}} \begin{pmatrix} 1 \\ t_i \end{pmatrix}$$

and

$$\begin{pmatrix} \alpha'_{ii} \\ \delta'_{ii} \end{pmatrix} = \begin{pmatrix} \alpha_{ii} \\ \delta_{ii} \end{pmatrix} + t_i \beta_{ii} \begin{pmatrix} -1 \\ 1 \end{pmatrix},$$

where

$$(6.2) \quad t_i = \begin{cases} 0 & \text{if } \beta_{ii} = 0 \\ \frac{\text{sign}(\xi_i)}{|\xi_i| + \sqrt{1 + \xi_i^2}} & \text{if } \beta_{ii} \neq 0, \end{cases}$$

and

$$\xi_i = \frac{\delta_{ii} - \alpha_{ii}}{2\beta_{ii}}$$

To complete the rotations which annihilate  $\beta_{ii}$  and  $\gamma_{ii}$ ,  $i = 1, \dots, n/2$ , the off-diagonal processors  $P_{ij}$  ( $i \neq j$ ) must perform

the transformations  $\begin{pmatrix} \alpha_{ij} & \beta_{ij} \\ \gamma_{ij} & \delta_{ij} \end{pmatrix} \leftarrow \begin{pmatrix} \alpha'_{ij} & \beta'_{ij} \\ \gamma'_{ij} & \delta'_{ij} \end{pmatrix}$ , where

$$\begin{pmatrix} \alpha'_{ij} & \beta'_{ij} \\ \gamma'_{ij} & \delta'_{ij} \end{pmatrix} = \begin{pmatrix} c_i & -s_i \\ s_i & c_i \end{pmatrix} \begin{pmatrix} \alpha_{ij} & \beta_{ij} \\ \gamma_{ij} & \delta_{ij} \end{pmatrix} \begin{pmatrix} c_j & s_j \\ -s_j & c_j \end{pmatrix}. \quad \text{We assume that the diagonal}$$

processor  $P_{ii}$  broadcasts the rotation parameters  $c_i$  and  $s_i$  to processors  $P_{ij}$  and  $P_{ji}$  ( $j = 1, \dots, n/2$ ) in constant time, so that the off-diagonal processor  $P_{ij}$  has access to the parameters  $c_i, s_i, c_j$  and  $s_j$  when required. (This assumption is removed in Section 8.)

To complete a step, columns (and corresponding rows) are interchanged between adjacent processors so that a new set of  $n$  off-diagonal elements is ready to be annihilated by the diagonal processors during the next time step. This is done in two sub-steps. First, adjacent columns are exchanged as in the SVD algorithm described in Sections 3-4 and as illustrated in Figure 2.

Next, the same permutation is applied to rows, so as to maintain symmetry.

Formally, we can specify the operations performed by a processor  $P_{ij}$  with outputs  $\text{outh}\alpha_{ij}, \dots, \text{outh}\delta_{ij}, \text{outv}\alpha_{ij}, \dots, \text{outv}\delta_{ij}$ , and inputs  $\text{inh}\alpha_{ij}, \dots, \text{inv}\delta_{ij}$  by Program 1. Note that outputs of one processor are connected to inputs of adjacent processors in the obvious way, e.g.  $\text{outh}\beta_{ij}$  is connected to  $\text{inh}\alpha_{i,j+1}$

```

{subscripts (i,j) omitted if no ambiguity results}

{column interchanges}

if i = 1 then [outh $\beta$  +  $\beta$ ; outh $\delta$  +  $\delta$ ]
    else if i < n/2 then [outh $\beta$  +  $\alpha$ ; outh $\delta$  +  $\gamma$ ];
if i > 1 then [outh $\alpha$  +  $\beta$ ; outh $\gamma$  +  $\delta$ ];
{wait for outputs to propagate to inputs of adjacent processors}
if i < n/2 then [ $\beta$  + inh $\beta$ ;  $\delta$  + inh $\delta$ ]
    else [ $\beta$  +  $\alpha$ ;  $\delta$  +  $\gamma$ ];
if i > 1 then [ $\alpha$  + inh $\alpha$ ;  $\gamma$  + inh $\gamma$ ];
{row interchanges}
if j = 1 then [outv $\gamma$  +  $\gamma$ ; outv $\delta$  +  $\delta$ ]
    else if j < n/2 then [outv $\gamma$  +  $\alpha$ ; outv $\delta$  +  $\beta$ ];
if j > 1 then [outv $\alpha$  +  $\gamma$ ; outv $\beta$  +  $\delta$ ];
{wait for outputs to propagate to inputs of adjacent processors}
if j < n/2 then [ $\gamma$  + inv $\gamma$ ;  $\delta$  + inv $\delta$ ]
    else [ $\gamma$  +  $\alpha$ ;  $\delta$  +  $\beta$ ];
if j > 1 then [ $\alpha$  + inv $\alpha$ ;  $\beta$  + inv $\beta$ ];

```

Program 1: Column and row interchanges for idealized processor  $P_{ij}$

( $1 \leq i \leq n/2$ ,  $1 \leq j < n/2$ ): see Figure 4. Note that, in Figure 4 and elsewhere, we have omitted subscripts (i,j) if no ambiguity arises, e.g. inv $\alpha$  is used instead of inv $\alpha_{ij}$ .

The only difference between the data flow here and that in Section 4 is that here rows are permuted as well as columns in order to maintain the symmetry of A and move the elements to be annihilated during the next time step into the diagonal processors. Hence, from Section 3 it is clear that a complete sweep is performed every  $n - 1$  steps, because each off-diagonal element of A is moved into one of the diagonal processors in exactly one of the steps. Each sweep takes time  $O(n)$  so, assuming that  $O(\log n)$  sweeps are

required for convergence, the total time required to diagonalize  $A$  is  $O(n \log n)$ .

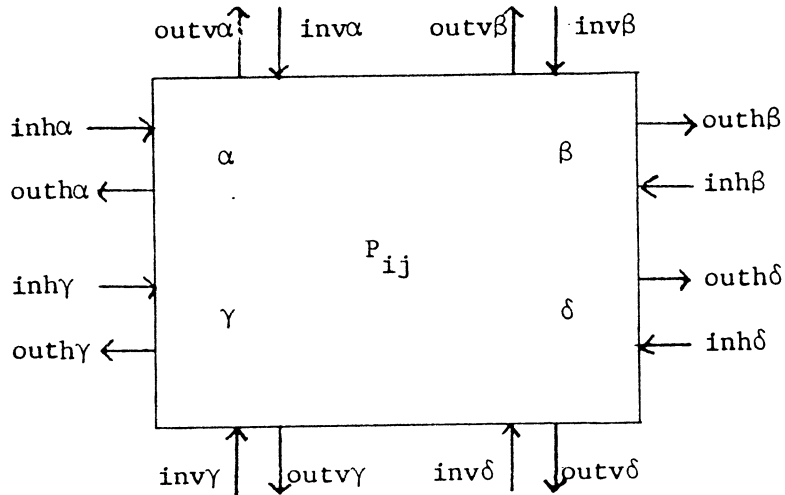


Figure 4: Input and output lines for idealized processor  $P_{ij}$  with  
nearest-neighbour connections

## 7. Further details

Several assumptions were made in Section 6 to simplify the exposition. In this section we show how to remove these assumptions (except for the broadcast of rotation parameters, discussed in Section 8) and we also suggest some practical optimizations.

### 7.1 Threshold strategy

It is clear that a diagonal processor  $P_{ii}$  might omit rotations if its off-diagonal elements  $\beta_{ii} = \gamma_{ii}$  were sufficiently small. All that is required is to broadcast  $\begin{pmatrix} c_i \\ s_i \end{pmatrix} = \begin{pmatrix} 1 \\ 0 \end{pmatrix}$  along processor row and column  $i$ .

As discussed in Section 2, a suitable threshold strategy guarantees convergence, although we do not know any example for which our ordering fails to give convergence even without a threshold strategy.

## 7.2 Computation of eigenvectors

If eigenvectors are required, the matrix  $U$  of eigenvectors can be accumulated at the same time as  $A$  is being diagonalized. Each systolic processor  $P_{ij}$  ( $1 \leq i, j \leq n/2$ ) needs four additional memory cells

$\begin{pmatrix} \mu_{ij} & v_{ij} \\ \sigma_{ij} & \tau_{ij} \end{pmatrix}$ , and during each step sets

$$\begin{pmatrix} \mu_{ij} & v_{ij} \\ \sigma_{ij} & \tau_{ij} \end{pmatrix} \leftarrow \begin{pmatrix} \mu_{ij} & v_{ij} \\ \sigma_{ij} & \tau_{ij} \end{pmatrix} \begin{pmatrix} c_j & s_j \\ -s_j & c_j \end{pmatrix}$$

Each processor transmits its  $\begin{pmatrix} \mu & v \\ \sigma & \tau \end{pmatrix}$  values to adjacent processors in the

same way as its  $\begin{pmatrix} \alpha & \beta \\ \gamma & \delta \end{pmatrix}$  values (see Program 1). Initially

$\mu_{ij} = v_{ij} = \sigma_{ij} = \tau_{ij} = 0$  if  $i \neq j$ , and  $\mu_{ii} = \tau_{ii} = 1$ ,  $\sigma_{ii} = v_{ii} = 0$ .

After a sufficiently large (integral) number of sweeps, we have  $U$  defined to working accuracy by

$$\begin{pmatrix} u_{2i-1,2j-1} & u_{2i-1,2j} \\ u_{2i,2j-1} & u_{2i,2j} \end{pmatrix} = \begin{pmatrix} \mu_{ij} & v_{ij} \\ \sigma_{ij} & \tau_{ij} \end{pmatrix}.$$

## 7.3 Diagonal connections

In Program 1 we assumed that only horizontal and vertical nearest-neighbour connections were available. Except at the boundaries, diagonal connections are more convenient. This is illustrated in Figures 5 and 6 (with subscripts  $(i,j)$  omitted).

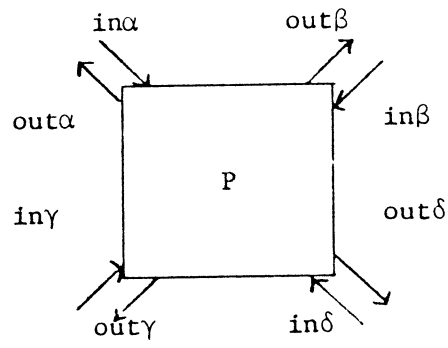


Figure 5: Diagonal input and output lines for processor  $P_{ij}$

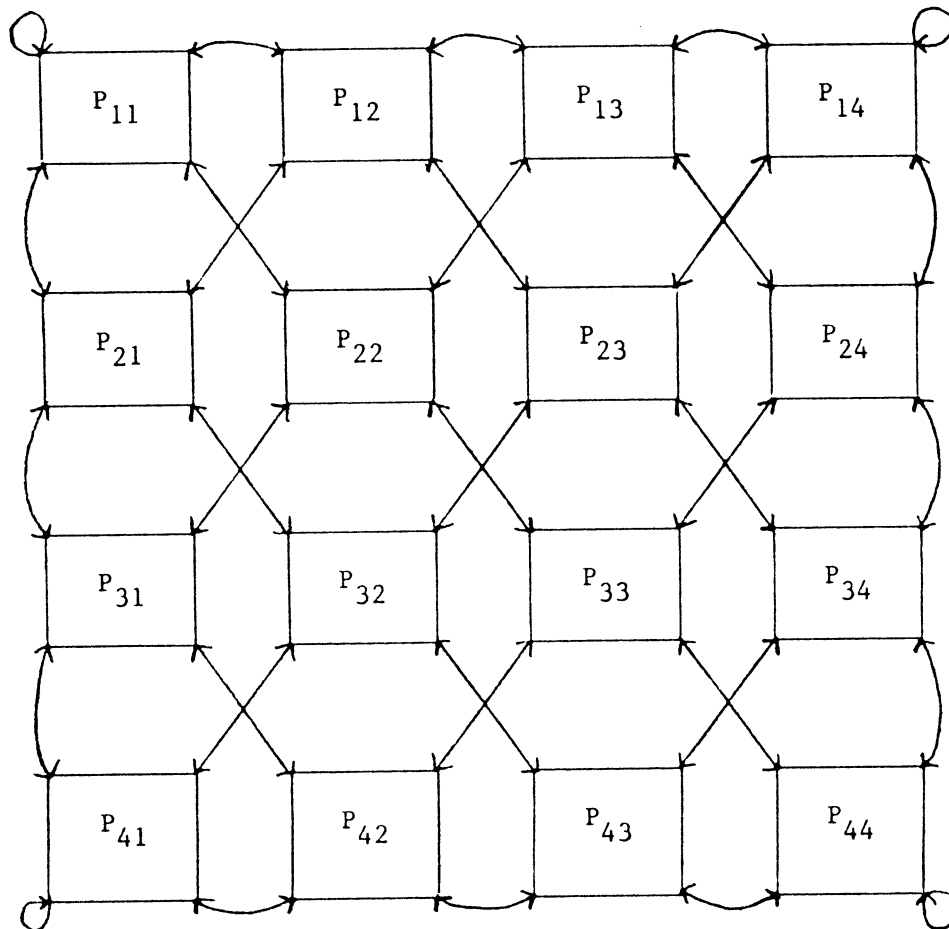


Figure 6: "Diagonal" connections,  $n = 8$

(here and below  $\longleftrightarrow$  stands for  $\overleftrightarrow{\phantom{x}}$ )

Diagonal outputs and inputs are connected in the obvious way, as shown in Figure 6,

$$\text{e.g. } \text{out}\beta_{ij} \text{ is connected to } \begin{cases} \text{in}\gamma_{i-1,j+1} & \text{if } i > 1, j < n/2 \\ \text{in}\alpha_{i,j+1} & \text{if } i = 1, j < n/2 \\ \text{in}\delta_{i-1,j} & \text{if } i > 1, j = n/2 \\ \text{in}\beta_{i,j} & \text{if } i = 1, j = n/2 \end{cases}$$

Program 2 is equivalent to Program 1 but assumes a diagonal connection pattern as illustrated in Figures 5 and 6. Subsequently we assume the diagonal connection pattern for convenience, although it can easily be simulated if only horizontal and vertical connections are available.

{subscripts (i,j) omitted for clarity}

```

if (i = 1) and (j = 1) then [outα + α; outβ + β;
                             outγ + γ; outδ + δ;]
else if i = 1 then [outα + β; outβ + α;
                    outγ + δ; outδ + γ;]
else if j = 1 then [outα + γ; outβ + δ;
                    outγ + α; outδ + β;]
else [outα + δ; outβ + γ;];
     [outγ + β; outδ + α;]

```

{wait for outputs to propagate to inputs of adjacent processors}

inα + α; inβ + β;

inγ + γ; inδ + δ.

Program 2: Diagonal interchanges for processor  $P_{ij}$

#### 7.4 Taking full advantage of symmetry

Because  $A$  is symmetric and our transformations preserve symmetry, only a triangular array of  $\frac{1}{2} \cdot \frac{n}{2} (\frac{n}{2} + 1) = n(n+2)/8$  systolic processors is necessary for the eigenvalue computation. In the description above, simply replace any reference to a below-diagonal element  $a_{ij}$  (or processor  $P_{ij}$ ) with  $i > j$  by a reference to the corresponding above-diagonal element  $a_{ji}$  (or processor  $P_{ji}$ ). Note, however, that this idea complicates the programs, and cannot be used if eigenvectors as well as eigenvalues are to be computed. Hence, for clarity of exposition we do not take advantage of symmetry in what follows, although only straightforward modifications would be required to do so.

#### 7.5 Odd $n$

So far we assumed  $n$  to be even. For odd  $n$  we can modify the program for processors  $P_{li}$  and  $P_{il}$  ( $i = 1, \dots, \lceil \frac{n}{2} \rceil$ ) in a manner analogous to that used in Section 3, or simply border  $A$  by a zero row and column. For simplicity we continue to assume that  $n$  is even.

#### 7.6 Rotation parameters

In Section 6 we assumed that the diagonal processor  $P_{ii}$  would compute  $c_i$  and  $s_i$  according to (6.1), and then broadcast both  $c_i$  and  $s_i$  along processor row and column  $i$ . It may be preferable to broadcast only  $t_i$  (given by (6.2)) and let each off-diagonal processor  $P_{ij}$  compute  $c_i$ ,  $s_i$ ,  $c_j$  and  $s_j$  from  $t_i$  and  $t_j$ . Thus communication costs are reduced at the expense of requiring off-diagonal processors to compute two square roots per time step (but this may not be significant since the diagonal processors must compute one or two square roots per step in any case). In what follows a "rotation parameter" may mean either  $t_i$  or the pair  $(c_i, s_i)$ .



## 8. Avoiding broadcast of rotation parameters

The most serious assumption of Section 6 is that rotation parameters computed by diagonal processors can be broadcast along rows and columns in constant time. We now show how to avoid this assumption, and merely transmit rotation parameters at constant speed between adjacent processors, while retaining total time  $O(n)$  for the algorithm.

Let  $\Delta_{ij} = |i - j|$  denote the distance of processor  $P_{ij}$  from the diagonal. The operation of processor  $P_{ij}$  will be delayed by  $\Delta_{ij}$  time units relative to the operation of the diagonal processors, in order to allow time for rotation parameters to be propagated at unit speed along each row and column of the processor array.

A processor cannot commence a rotation until data from earlier rotations is available on all its diagonal input lines. Thus, processor  $P_{ij}$  needs data from processors  $P_{i-1,j-1}$ ,  $P_{i-1,j+1}$ ,  $P_{i+1,j-1}$  and  $P_{i+1,j+1}$  if  $1 < i < n/2$ ,  $1 < j < n/2$  (for the other cases see Section 7.3). Since

$$|\Delta_{ij} - \Delta_{i\pm 1, j\pm 1}| \leq 2$$

it is sufficient for processor  $P_{ij}$  to be idle for two time steps while waiting for the processors  $P_{i\pm 1, j\pm 1}$  to complete their (possibly delayed) steps. Thus, the price paid to avoid broadcasting rotation parameters is that each processor is active for only one third of the total computation time. A similar inefficiency occurs with many other systolic algorithms, [2,3,17,18]. (The fraction one-third can be increased almost to unity if rotation parameters are propagated at greater than unit speed.)

A typical processor  $P_{ij}$  ( $1 < j \leq i < n/2$ ) has input and output lines as shown in Figure 7 (with subscripts  $(i,j)$  or  $(i,i)$  omitted). Figure 7 differs from Figure 5 in that it shows the horizontal and vertical lines  $inht$ ,  $outht$ ,  $invt$ ,  $outvt$  for transmission of rotation parameters. Processors interconnect as shown in Figure 8.

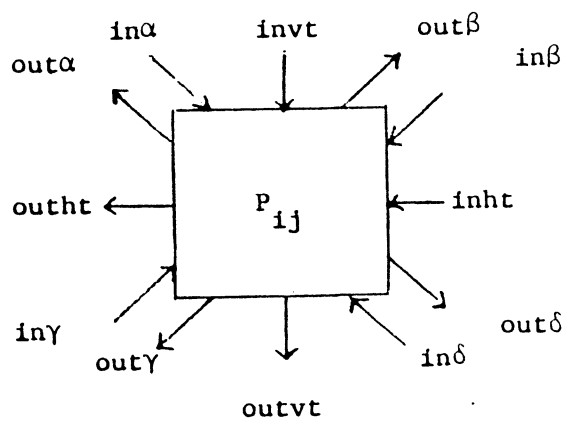
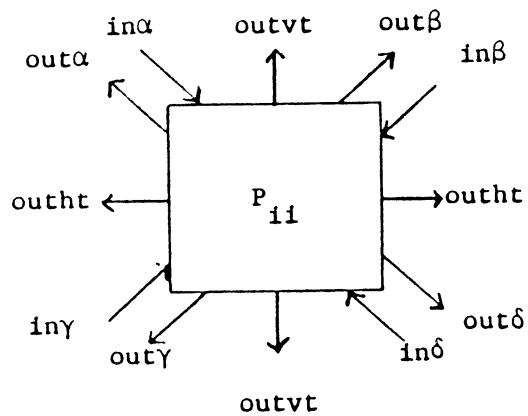
Subdiagonal ( $1 < j < i < n/2$ )Diagonal ( $1 < i < n/2$ )

Figure 7: Input and output lines for typical subdiagonal and diagonal processors

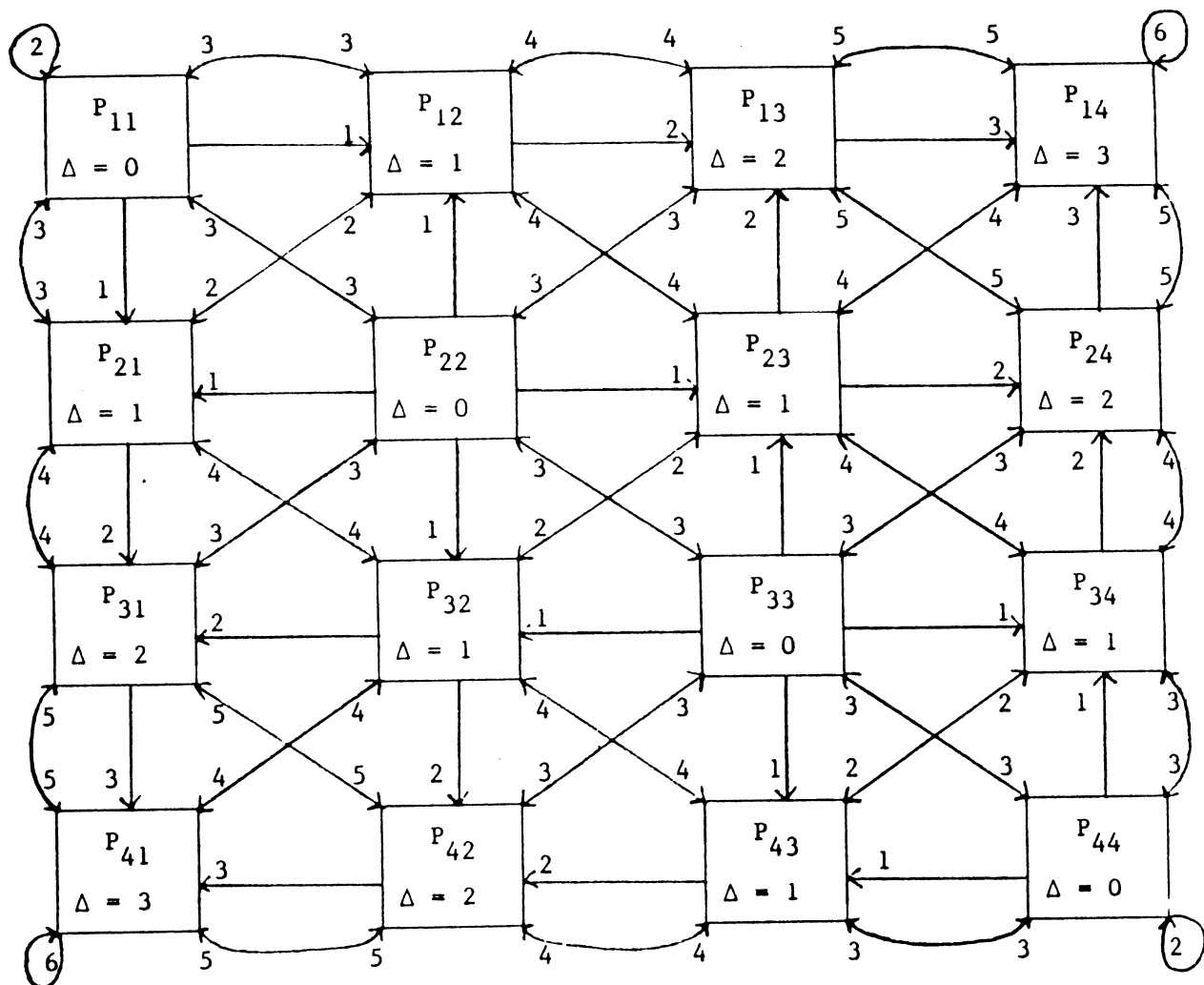


Figure 8: Interprocessor connections ( $n = 8$ )

(The first times at which inputs are available are indicated.)

Assuming that the array  $(a_{ij})_{1 \leq i,j \leq n}$  is available in the systolic array at time  $T = 0$ , the operation of processor  $P_{ij}$  proceeds as described by Program 3. We assume that each time step has nonoverlapping read and write phases; the result of a write at step  $T$  should be available at the read phase of steps  $T + 1$ ,  $T + 2$  and  $T + 3$  in a neighbouring processor, but should not interfere with a read at step  $T$  in a neighbouring processor. The first time steps at which data are available on various processors' input lines are indicated in Figure 8.

Program 3 does not compute eigenvectors, but may easily be modified to do so (as outlined in Section 7). We have also omitted a termination criterion. The simplest is to perform a fixed number  $S$  (say conservatively 10) sweeps; then processor  $P_{ij}$  halts when  $T = 3S(n - 1) + \Delta_{ij} + 3$ , since a sweep takes  $3(n - 1)$  time steps. A more sophisticated criterion is to stop if no nontrivial rotations were performed during the previous sweep. This requires communication along the diagonal, which can be done in  $n/2$  time steps.

```

if (T ≥ Δ) and (T - Δ ≡ 0 (mod 3)) then
  begin
    if T ≠ Δ then  $\begin{bmatrix} \alpha & \beta \\ \gamma & \delta \end{bmatrix} \leftarrow \begin{bmatrix} \text{in}\alpha & \text{in}\beta \\ \text{in}\gamma & \text{in}\delta \end{bmatrix}$ ;
    if Δ = 0 then {diagonal processor}
      begin
        if β = 0 then ξ ← 0 else ξ ← (δ - α)/(2*β);
        if ξ = 0 then t ← 0 else t ←  $\frac{\text{sign}(\xi)}{|\xi| + \sqrt{1 + \xi^2}}$ ;
        t' ← t;
        α ← α - t*β; δ ← δ + t*β;
        β ← 0; γ ← 0
      end
    else {off-diagonal processor}
      begin
        t ← inht; t' ← invt;
        c ← 1/√(1 + t²); c' ← 1/√(1 + t'²);
        s ← t*c; s' ← t'*c';
         $\begin{pmatrix} \alpha & \beta \\ \gamma & \delta \end{pmatrix} \leftarrow \begin{pmatrix} c & -s \\ s & c \end{pmatrix} \begin{pmatrix} \alpha & \beta \\ \gamma & \delta \end{pmatrix} \begin{pmatrix} c' & s' \\ -s' & c' \end{pmatrix}$ 
      end;
        outht ← t; outvt ← t';
        if i > j then set outβ as in Program 2;
        if i < j then set outγ as in Program 2
      end
    else if (T ≥ Δ) and (T - Δ ≡ 1 (mod 3)) then
      begin
        if (i = 1) or (j = 1) then set outα as in Program 2;
        if (i = n/2) or (j = n/2) then set outδ as in Program 2
      end
    else if (T ≥ Δ) and (T - Δ ≡ 2 (mod 3)) then
      begin
        if (i > 1) and (j > 1) then set outα as in Program 2;
        if i ≤ j then set outβ as in Program 2;
        if i ≥ j then set outγ as in Program 2;
        if (i < n/2) and (j < n/2) then set outδ as in Program 2
      end
    else {do nothing this time step}.

```

9. CONCLUSION

We have presented a linear array of  $\lceil \frac{n}{2} \rceil$  processors, each able to perform floating-point operations (including square roots) and with  $O(m)$  local storage, which determines the SVD of a real  $m \times n$  matrix in time  $O(mn \log n)$ , with a small constant. We have also described how a square array of  $\lceil \frac{n}{2} \rceil$  by  $\lceil \frac{n}{2} \rceil$  processors, each with similar arithmetical capabilities but with only  $O(1)$  local storage, and having connections to nearest horizontal and vertical (and preferably also diagonal) neighbors, can compute the eigenvalues and eigenvectors of a real symmetric matrix in time  $O(n \log n)$ . The constant is sufficiently small that the method is competitive with the usual  $O(n^3)$  serial algorithms, e.g., tridiagonalization followed by the QR iteration, for quite small  $n$ . The speedup should be significant for real-time computations with moderate or large  $n$ .

The problem of computing eigenvalues and eigenvectors of an unsymmetric real matrix on a systolic array is currently being investigated; unfortunately, the ideas used for symmetric matrices do not all appear to carry over to Eberlein's methods [8] in an obvious way. However, everything that we have said concerning real symmetric matrices goes over with the obvious changes to complex Hermitian matrices.

10. ACKNOWLEDGEMENT

We thank the referees and the editor for their comments, which helped to improve the presentation and make the list of references more complete.

### Appendix: Simulation results

We have compared the ordering described in Section 3 with the cyclic-by-rows ordering (2.7) by applying the Jacobi method with each ordering to random  $n \times n$  symmetric matrices  $(a_{ij})$ , where the elements  $a_{ij}$  for  $1 \leq i \leq j \leq n$  were uniformly and independently distributed in  $[-1,1]$ . (Other distributions were also tried, and similar results were obtained.) The stopping criterion was that the sum  $\sum_{i \neq j} a_{ij}^2$  of off-diagonal elements was reduced to  $10^{-12}$  times its initial value. Table 1 gives the mean number of sweeps  $S_{\text{row}}$  or  $S_{\text{new}}$  for the cyclic-by-rows ordering and the ordering of Section 3, respectively, where a "sweep" is  $n(n-1)/2$  rotations. The maximum number of sweeps required for each ordering is given in parentheses in the Table.

| $n$ | trials | $S_{\text{row}}$ | $S_{\text{new}}$ |
|-----|--------|------------------|------------------|
| 4   | 5000   | 2.96 (4.17)      | 2.64 (4.00)      |
| 6   | 5000   | 3.63 (4.87)      | 3.37 (4.40)      |
| 8   | 2000   | 4.07 (5.04)      | 3.79 (4.75)      |
| 10  | 2000   | 4.39 (5.56)      | 4.09 (5.47)      |
| 20  | 1000   | 5.23 (5.93)      | 4.94 (5.81)      |
| 30  | 1000   | 5.67 (6.62)      | 5.41 (6.49)      |
| 40  | 1000   | 5.92 (6.76)      | 5.74 (6.54)      |
| 50  | 1000   | 6.17 (7.13)      | 5.99 (6.78)      |
| 100 | 500    | 6.81 (7.42)      | 6.78 (7.32)      |

Table 1: Simulation results for row and new orderings

From Table 1 we see that our new ordering is better than the cyclic-by-rows ordering, perhaps for the reason suggested in Section 2, although the difference between the two orderings becomes less marked as  $n$  increases. For both orderings, the number of sweeps  $S$  grows slowly with  $n$ . Empirically we find that  $S = O(\log n)$ , and there are theoretical reasons for believing this, although it has not been proved rigorously. In practice  $S$  can be regarded as

a constant (say 10) for all realistic values of  $n$  (say  $n \leq 1000$ ): see [21].  
More extensive simulation results for six different classes of orderings will  
be reported elsewhere.

# REFERENCES

- [1] H.C. Andrews and C.L. Patterson, "Singular value decomposition and digital image processing", IEEE Trans. Acoustics, Speech and Signal Processing ASSP-24 (1976), 26-53.
- [2] A. Bojanczyk, R.P. Brent and H.T. Kung, "Numerically stable solution of dense systems of linear equations using mesh-connected processors", SIAM J. Sci. Statist. Comput., to appear. Also available as Tech. Report. TR-CS-81-01, Dept. of Computer Science, Aust. Nat. Univ., 1981.
- [3] R.P. Brent and F.T. Luk, "Computing the Cholesky factorization using a systolic architecture", Proc. 6-th Australian Computer Science Conference (1983), 295-302.
- [4] R.P. Brent and F.T. Luk, "A systolic architecture for the singular value decomposition", Tech. Report TR-CS-82-09, Dept. of Computer Science, Aust. Nat. Univ., August, 1982.
- [5] R.P. Brent and F.T. Luk, "A systolic architecture for almost linear-time solution of the symmetric eigenvalue problem", Tech. Report TR-CS-82-10, Dept. of Computer Science, Aust. Nat. Univ., 1982.
- [6] R.P. Brent, F.T. Luk and C. Van Loan, "Computation of the singular value decomposition using mesh-connected processors", Tech. Report TR-CS-83-05, Dept. of Computer Science, Aust. Nat. Univ., 1983.
- [7] K-W.Chen and K.B. Irani, "A Jacobi algorithm and its implementation on parallel computers", Proc. 18-th Annual Allerton Conference on Communication, Control and Computing (1980), 564-573.
- [8] P.J. Eberlein and J. Boothroyd, "Solution to the eigenproblem by a norm reducing Jacobi type method", in [30], 327-338.



- [9] A.M.Finn, F.T.Luk and C. Pottle, "Systolic array computation of the singular value decomposition", Proc. SPIE Symp. East 1982, Vol. 341, Real Time Signal Processing V (1982), 35-43.
- [10] G.E. Forsythe and P. Henrici, "The cyclic Jacobi method for computing the principal values of a complex matrix", Trans. Amer. Math. Soc. 94 (1960), 1-23.
- [11] G.H. Golub and F.T. Luk, "Singular value decomposition: applications and computations", ARO Report 77-1, Trans. of 22nd Conf. of Army Mathematicians (1977), 577-605.
- [12] E.R. Hansen, "On cyclic Jacobi methods", J. Soc. Indust. Appl. Math. 11 (1963), 448-459.
- [13] D.E. Heller and I.C.F. Ipsen, "Systolic networks for orthogonal equivalence transformations and their applications", Proc. 1982 Conf. on Advanced Research in VSLI, MIT (1982), 113-122.
- [14] D.E. Heller and I.C.F. Ipsen, "Systolic networks for orthogonal decompositions", SIAM J. Sci. Statist. Comput. 4 (1983), 261-269.
- [15] M.R. Hestenes, "Inversion of matrices by biorthogonalization and related results", J. Soc. Indust. Appl. Math. 6 (1958), 51-90.
- [16] D.J.Kuck and A.H. Sameh, "Parallel computation of eigenvalues of real matrices", Information Processing 1971, North-Holland, Amsterdam, (1972), 1266-1272.
- [17] H.T. Kung, "Why systolic architectures", IEEE Computer 15, 1 (1982), 37-46.
- [18] H.T. Kung and C.E. Leiserson, "Algorithms for VLSI processor arrays", in Introduction to VLSI Systems (by C. Mead and L. Conway), Addison-Wesley, Reading, Massachusetts, 1980, 271-292.

- [19] S.Y. Kung and R.J. Gal-Ezer, "Linear or square array for eigenvalue and singular value decompositions?", Proc. USC Workshop on VLSI and Modern Signal Processing, Los Angeles, California (Nov. 1982), 89-98.
- [20] F.T. Luk, "Computing the singular-value decomposition on the ILLIAC IV", ACM Trans. Math. Softw. 6, (1980), 524-539.
- [21] H. Rutishauser, "The Jacobi method for real symmetric matrices", in [30], 202-211.
- [22] A.H. Sameh, "On Jacobi and Jacobi-like algorithms for a parallel computer", Math. Comput. 25 (1971), 579-590.
- [23] A.H. Sameh, "Solving the linear least squares problem on a linear array of processors," Proc. Purdue Workshop on Algorithmically-specialized Computer Organizations (1982).
- [24] R. Schreiber, "Systolic arrays for eigenvalue computation", Proc. SPIE Symp. East 1982, Vol. 341, Real-Time Signal Processing (1982).
- [25] R. Schreiber, "A systolic architecture for singular value decomposition", Proc. 1st Intern. Coll. on Vector and Parallel Computing in Scientific Applications, Paris, France (Mar. 1983).
- [26] J.M. Speiser and H.J. Whitehouse, "Architecture for real-time matrix operations", Proc. 1980 Government Microcircuits Applications Conf., Houston, Texas (Nov. 1980).
- [27] H.J. Whitehouse, J.M. Speiser and K. Bromley, "Signal processing applications of systolic array technology", Proc. USC Workshop on VLSI and Modern Signal Processing, Los Angeles, California (Nov. 1982), 5-10.

- [28] J.H. Wilkinson, "Note on the quadratic convergence of the cyclic Jacobi process", Numer. Math. 4 (1962), 296-300.
- [29] J.H. Wilkinson, The Algebraic Eigenvalue Problem, Clarendon Press, Oxford, 1965.
- [30] J.H. Wilkinson and C. Reinsch (editors), Handbook for Automatic Computation, Vol. 2 (Linear Algebra), Springer-Verlag, Berlin, 1971.