3-14-52	1/5	1/10	1/30	1/40	1/80	1/160	1/320	1/640	1/2560	C
Virus Titration	+	+	+	+	+	+	+	0	0	0
4174 BB. blue 3/10	+	+	+	+	+	+	0	0	0	0
4174 pink 3/14	+	+	+	+	+	+	0	0	0	0
4174 3/10	+	+	+	+	+	+	0	0	0	0

86

Department of Pathology and Bacteriology
POULTRY DISEASES

Date 10-III-52 Accession No. 4174

From H. Harrington Phone: ALMOND 11 F 21

Address R.D. 2, Hornell

Breed RIR No. 2 Age 13-14 wks.

Other Material Own hatch. Parents from Babcock Hatchery, Ithaca

2/600 Respiratory symptoms. No vaccinations

Capetted 4 wks + ago.

D-3/14/52

PM-1- Mucous mouth and trachea, tracheitis

Very severe air sac infection

Tel 3/14- Resp. difficulty in layers - egg production going down - birds sold. 14 wks old birds eating well and are much better.

Blood for HI

Diagnosis Infectious Bronchitis (presumptive)

Reported. Date Oral tel 3/14/52 By [illegible]

E

3-14-52	1/5	1/10	1/20	1/40	1/80	1/160	1/320	1/640	1/1280	C
Virus Titration	+	+	+	+	+	+	+	0	0	0
4175 3/10	0	0	0	0	0	0	0	0	0	0
4175 GREEN 3/10	0	0	0	0	0	0	0	0	0	0
4175 3/14	0	0	0	0	0	0	0	0	0	0

Department of Pathology and Bacteriology
POULTRY DISEASES

Date 10 - III - 52 Accession No. 4175

From August Lefort Phone: ARCADE 7J

Address 14 East Main St., Arcade

Breed W.L. No. 3 D. 2 L. (5) Age 1 yr.

Other Material Graves and Bush,

20/1200 losses since Friday. Respiratory symptoms -
No vaccinations. Plan on chicks April 2nd.

PM - Air sac infection ++++
Mucous and/or yellow flakes trachea ++++
Ascarids +++

Blood for HT Menopon + Lipeurus sp.

✓ Diagnosis Lice, Ascariasis, Pneumoencephalitis

Reported. Date 3-17-52 By [signature]

Department of Pathology and Bacteriology

POULTRY DISEASES

Date 10 - III - 52 Accession No. 4176

From Edison Brush Phone: Alden 3030

Address North Rd., Alden

Breed W.L. No. 1 Age 12 days.

Other Material Graves and Bush, Holland

650 Nervous symptoms. Only one noticed in flock.

Large amount grit in gizzard some in intestine

Diagnosis Impaction gizzard

Reported. Date Oral By Ln

E A

Department of Pathology and Bacteriology

POULTRY DISEASES

Date 11 - 14 - 52 Accession No. 4177

From Carl Krebs Phone: Washington 1910

Address West Seneca 24, New York

Breed Chinchilla ♀ No. 1 Age 5½ wks.

Other Material One of two born in the litter. This seemed to be stronger at first up until the last week. Has been fed goats milk. Have had some medicine for diarrhea. Not active since last night.

PM - Bladder distended, slight congestion of lungs (Post mortem)

Cult Blood agar

Diagnosis ? Uremia ?

Reported. Date 3-17-52 By

Department of Pathology and Bacteriology
POULTRY DISEASES

Date 11 - III - 52 Accession No. 4178

From Arthur Kirsch

Address Elba, N.Y.

Breed ~~5 cwt~~ Hi-Line No. 3 Age 3 wks +

Other Material Neuhauser - Batavia

62/1300 - losses after 1st week. about 10-12 poor birds in flock. Gas brooders.

- Ataxia - Marked tremors

PM - Neg - except for 2 ascarids 1 bird

Diagnosis Avian encephalomyelitis, Ascariasis

Reported. Date Oral By [illegible]

(+)

Department of Pathology and Bacteriology

POULTRY DISEASES

Date 11 - III - 52 Accession No. 4179

From Henhouser Chick (Hatchery via G. Kirsch

Address Batavia

Breed Hi-Line No. 1 Age 3 wks ±

Other Material

Ataxia - tremors (slight)

pm - Neg.

Diagnosis Avian encephalomyelitis

Reported. Date Mailed to Kirsch By [illegible]

3-14-52	1/5	1/10	1/20	1/40	1/80	1/160	1/320	1/640	1/1280	C
Virus Titration	+	+	+	+	+	+	+	0	0	0
4/18 White 3/13	+	+	+	+	+	+	0	0	0	0
4/18 Green 3/13	+	+	+	+	+	+	0	0	0	0

Department of Pathology and Bacteriology

POULTRY DISEASES

Date 11 - III - 52 Accession No. 4180

From Ronald St. John

Address R.D. 1 Oakfield, N.Y.

Breed NHR No. 2 Age 1 yr.

Other Material (Hubbard - Walpole, N.H.

1400 Had colds last Nov. - went out of production - haven't returned to better than 50% - poor egg shell quality. Check for Bronchitis or Newcastle disease

Bleed for HI - Neg. Challenge - No symptoms

Diagnosis Infectious Bronchitis (ch.)

Reported. Date 3-17-52 By

Department of Pathology and Bacteriology
POULTRY DISEASES

Date 11-III-52 Accession No. 4181

From Mrs M. Hazen via Bidlack

Address 235 Lighthouse Rd. Helton, N.Y.

Breed Red x Rock ♀ No. 5 (1) Age 3 wks

Other Material Penna. Farms Hatch. Lewiston Pa.

4/50 Leg weakness first noticed last week. chicks 2 wks old

Birds on side II Ataxia II

Marked tremors III

PM- Neg. except for dark atonic gizzard contents III

Cult- blood BSaSS - NSG

Diagnosis Avian encephalomyelitis

Reported. Date 3-14-52 By [illegible]

(+)

3-14-52	1/5	1/10	1/20	1/40	1/80	1/160	1/320	1/640	1/1280	C
Virus Titration	+	+	+	+	+	+	+	0	0	0
4/182 yellow	+	+	+	+	+	+	0	0	0	0
4/182 3/13	+	+	+	+	+	+	0	0	0	0
4/182 Green 3/13	+	+	+	+	+	+	0	0	0	0

106

Department of Pathology and Bacteriology
POULTRY DISEASES

Date 12 - III - 52 Accession No. 4182

From Frank Bischoping phone: Spencerport 345F5

Address 119 Whittier Rd., Rochester 11

Breed Red Rock Cross (Hall) No. 3 +5 EGGS Age 1 yr.

Other Material Hall Bros., Wallingford Conn.

/200 Check for Bronchitis or ~~infectious~~ Newcastle

Pn in Dec. Colds in Jan - production down to near zero for 6 wks. Many eggs were poor quality - Some eggs still have poor shells & white spots in white.

P.M. - Lymphoid nodules - liver, ovary, kidney, mesentery & fat. Iritis both eyes

P.M. - 2 Lame - Vagus, sciatic & brachial nerves enlarged

Blood for HI Challenge - No symptoms.

Diagnosis Ocular, Neural Visc. Lymphoid, Inf. Bronchitis (ch.)

Reported. Date 3-17-52 By

(+)

108

Department of Pathology and Bacteriology
POULTRY DISEASES

Date 12 - III - 52 Accession No. 4183

From Ray F. Miller

Address 611 Pavement Rd. Lancaster

Breed NHR No. 2 Age 10 mo

Other Material Rex - Ransomville

/38 - Heads lose feathers - some shaking of head

~~PM~~ Ocular lymphoma both birds

Lice -

Birds returned to owner for slaughter.

Diagnosis Lice, Ocular Lymphoma - Neck Molt.

Reported. Date Oral By [illegible]

(+)

109

Department of Pathology and Bacteriology
POULTRY DISEASES

Date 13 - III - 52 Accession No. 4184

From Henry Reuter Phone: Holland 2605

Address Holland

Breed W. L. 9 No. 1 DEAD Age 3 wks.

Other Material Oan Hatch

1140 - Mortality low, birds look good.
Brother of this bird died with internal hemorrhage

PM - Petechiae heart, liver somewhat congested. Thyroid glands enlarged
Very slow clotting of blood

Cult - Blood, Staph, BS & SS, Nsb

Diagnosis No Diagnosis

Reported. Date Oral By Sy

Department of Pathology and Bacteriology
POULTRY DISEASES

Date 14 - III - 52 Accession No. 4185

From Francis Kuhaneck

Address 975 Ellicott Rd Orchard Park

Breed White Swan Goose ♀ No. 1 Age 21 mo.

Other Material Own Hatch - Purchased eggs at Springville Auction 1/2 Had produced 4 eggs - apparently normal up to this morning

PM - Liver congested - few pin point hemorrhagic foci. Severe congestion of ovarian follicles - several flaccid ova. Enteritis anterior 1/3 pin point white foci - elevated.

Cult - Blood, BS, SS + Tet. - NSG

Diagnosis No Diagnosis

Reported. Date 3-20-52 By [signature]

3 yr old bay - sick with [illegible] legs [illegible]

121

Department of Pathology and Bacteriology
POULTRY DISEASES

Date 15 - III - 52 Accession No. 4186

From Leon S. Clark

Address Castile, N.Y. RD2

Breed NHR ♀ No. 12 Age 2½ wks

Other Material [illegible] 3/26 Colonial Poultry Farms

50/250 - steady loss. Marysville, Ohio

- Very uneven growth. (Pullorum Passed)

[illegible] Liver enlarged [illegible] foci [illegible]

Nodules heart [illegible]

Abscessed lungs [illegible]

Intestinal plaques [illegible]

Unabsorbed yolk [illegible]

Gizzard abscesses [illegible]

Cult BS + SS

Diagnosis Pullorum - standard

Reported. Date 3-17-52 By [illegible]

Rpt. T. Albany 3/17/52

3/21/52	1/5	1/10	1/20	1/40	1/80	1/160	1/320	1/640	1/1280	C
Urius Titration	+	+	+	+	+	+	+	+	±	0
4187 3/15	+	+	+	+	+	+	+	0	0	0
4187 X 3/15	+	+	+	+	+	+	+	0	0	0
3-25-52										
Urius Titration	+	+	+	+	+	+	+	+	0	0
4187 3/24	+	+	+	+	+	+	0	0	0	0

Department of Pathology and Bacteriology

POULTRY DISEASES

Date 15 - III - 52 Accession No. 4187

From Hubert Eddy Tel STRYKERSVILLE 3622

Address South Wales, N.Y.

Breed S C W L No. 2 Age 1 yr.

Other Material Henry Kuehn - East Amherst.

1/1000 this Am - No vaccination. Egg production dropped about 50% in 3 days - one pen affected.

PM-1. Birds - Lymphoid Tumors liver, spleen & kidney.

PM-2 Discharge eye & nostrils, feathers matted behind vents. Mucous trachea Ascarids, Osteopetrosis

Blood for HI

Diagnosis Ocular + Visc Lymphoma, Coryza, Ascariasis Osteopetrosis

Reported. Date Oral 3-27-52 By

(+)

Department of Pathology and Bacteriology

POULTRY DISEASES

Date 17-III-52 Accession No. 4188

From Walter Nieman and Sons Phar: 47552

Address West Falls

Breed W.L. No. 1 Age 5wks

Other Material Nelson Graves, Holland

1/500 Blind, swollen neck, off feed.
Only bird in group.

PM- Caseous material eyes - watery discharge
pus color, poor feathering, oropharynx
glands enlarged. Gizzard full of
grit & corn cobs.

Diagnosis Avitaminosis A, Impaction gizzard

Reported. Date Oral By [illegible]

3/21/52	1/5	1/10	1/20	1/40	1/80	1/160	1/320	1/640	1/280	C
Urias Titration	+	+	+	+	+	+	+	+	±	0
4189 3/17	+	+	+	+	+	+	0	0	0	0
~~4189~~										

125

Department of Pathology and Bacteriology

POULTRY DISEASES

Date 17-III-52 Accession No. 4189

From Nathan Sweet

Address Cowlesville, N.Y.

Breed SCWL No. 1 Age 3 mo

Other Material Henry Kreher, East Amherst

10/600 with paralysis - 9 mostly affected.

No vaccination. Few birds with colds since Fri.

PM - Vagus + sciatic Brachial + mesenteric nerves enlarged. Slight air sac infection

Blood for HI

Diagnosis Neurolymphomatosis

Reported. Date 3-26-52 Dral By Sy

3-21-52	1/5	1/10	1/20	1/40	1/80	1/160	1/320	1/640	1/1280	C
Virus Filtrate	+	+	+	+	+	+	+	+	* −	0
4190 3/12	+	+	+	0	0	0	0	0	0	0

Department of Pathology and Bacteriology

POULTRY DISEASES

Date 17-III-52 Accession No. 4190

From Vincent D. Midey Dr M.H Mabey via Dr F.I Reed. Cuba.

Address Cuba, N.Y.

Breed Cross No. 1 Age 1 yr

Other Material

"Hen was observed just after midnight, Mon morning and was on roost. Later about 10:00 AM she and one other were paralyzed."

PM - Ovary functioning - other organs apparently normal except Kidney - which was considerably enlarged.

Blood for HI

Diagnosis Lice, Pneumoencephalitis

Reported. Date 3-26-52 to Mabey By [signature]

(+)

Department of Pathology and Bacteriology

POULTRY DISEASES

Date 18-III-52 Accession No. 4191

From Paul Martin

Address Stuyvesantville, N. Y

Breed NHR No. 1 Age 8 mo.

Other Material Rep - Ransomville

5/50 NAR past four months -

PM - Liver enlarged
Multiple nodules posterior portion intestine + ceca

Cult - Blood, BS+SS - N.S.G.

Diagnosis Visc. Lymph.

Reported. Date By SN

Department of Pathology and Bacteriology

POULTRY DISEASES

Date 18 - III - 52 Accession No. 4192

From Colen Swain Tel 7251 via W.G. Parrish Ted Hamilton

Address Greiner Rd, Clarence Center Chafee, N.Y. Ralston-Purina

Breed Bronze No. 8 Age 1 wk.

Other Material Kentucky

70T/600 since starting about 10 a day. Three days late in arriving.

PM - Decomposed "

Congestion lungs - nodules ///

Nodules on air sac membranes "

Unabsorbed yolk "

Liver ochre /// gall bladder enlarged ///

Gizzard empty except for litter //// empty ///

Traumatic ventriculitis!

Cult Blood, BS, SS (NS) + Saborauds

Diagnosis Stove out, Aspergillosis

Reported. Date Tel 3-20-52 By [signature]

LETTER 3-26-52

(+)

129

Department of Pathology and Bacteriology
POULTRY DISEASES

Date 19-III-52 Accession No. 4193

From Thomas McCarthy

Address Foster Rd Gowanda

Breed SCWL & NHR No. 2 Age 1yr & 8mo

Other Material WL - Grasses & Bush or Reading
Reds - Van Crest -

/250 WL /350 NHR = Considerable leukosis in WL
- some Blackhead in reds.

WL - Rt leg - fracture tibia
Ovary functioning

NHR - Egg yolk peritonitis
- out of production

✓Diagnosis Fracture (tibia), Egg yolk peritonitis

Reported. Date Oral & Mrs By [signature]

3/21/52	1/5	1/10	1/20	1/40	1/80	1/160	1/320	1/640	1/1280	C
Virus Titration	+	+	+	+	+	+	+	±	+ −	0
4194 w.t. 3/19	+	+	+	+	+	+	+	0	0	0
4194 BX 3/19	+	+	+	0	0	0	0	0	0	0
VIRUS TITRATION	+	+	+	+	+	+	+	+	0	0
4194 BX 3/23	+	+	+	+	+	+	0	0	0	0
4194 BX 3/23	+	+	0	0	0	0	0	0	0	0

3-25-52

Virus Titration	+	+	+	+	+	+	0	0	0	
4194 w.t. 3/23	+	+	+	+	+	+	0	0	0	
4194 BX 3/23	+	+	0	0	0	0	0	0	0	

13

Department of Pathology and Bacteriology

POULTRY DISEASES

Date 19 - III - 52 Accession No. 4194

From Carr's Poultry

Address Geneseo, N.Y.

Breed SCWL Barred Cross No. 2 Age 16 wks - 1 yr

Other Material w/ - Bobcock - Barred Cross - Own Hatch

/550 /275+

Blood for HI.

Diagnosis Inf. Bronchitis

Reported. Date [illegible] By SN.

3/21/52	1/5	1/10	1/20	1/40	1/80	1/160	1/320	1/640	1/1280	C	
Urine Titration	+	+	+	+	+	+	+	+	±	0	
4195 3/19	+	+	+	+	+	+	+	0	0	0	
3-25-52											
Urine Titration	+	+	+	+	+	+	+	0	0	0	
4195 3/23	+	+	+	+	+	+	0	0	0	0	

Department of Pathology and Bacteriology

POULTRY DISEASES

Date 19 - III - 52 Accession No. 4195

From W. E. Rothaug Phone: 3798

Address East Church St., Eden.

Breed W. L. No. 1 Age 9 wks.

Other Material Henry Krehe, East Amherst

1/350 Check for Newcastle disease or Inf. Bronch. t.s. Respiratory symptoms for 3 wks. - slight symptoms yet. No vaccinations as yet.

Neg.

Blood for HI.

Diagnosis Infectious Bronchitis (presumptive)

Reported. Date 3-28-52 By

134

Department of Pathology and Bacteriology
POULTRY DISEASES

Date 19 – III – 52 Accession No. 4196

From Earl Walldorff

Address Dunkirk N.Y.

Breed Cornish x Hamp No. 2 (3) Age 4 wks

Other Material Wene Chick Farm Vineland N.J.
200/2800 – coccidiosis diagnosed before

PM-1 – Cecal contents dehydrated, gizzard empty except for litter

PM-2 – Considerable P.M.C – bird rather small.

✓Diagnosis E. tenella (chronic)

Reported. Date Oral By Sey

Department of Pathology and Bacteriology

POULTRY DISEASES

Date 19-III-52 Accession No. 4197

From Richard Glor

Address Lewis Rd Holland

Breed SCWL No. 5 Age over

Other Material

4/

Cyanotic heads
Severe congestion (black) lungs
Spleen slightly enlarged
Congestion kidneys

Cult Blood, BSOSS - Growth covered with white mold

✓ Diagnosis Mold infection

Reported. Date By SN.

(+)

Department of Pathology and Bacteriology
POULTRY DISEASES

Date 20 - III - 52 Accession No. 4190

From Joe Schnitzler Phone: 378M-1

Address Arcade

Breed W. L. No. 10. (3) Age 1 yr.

Other Material Henry Reuter, Holland

10/800 7 Birds wither away. Blue wattles. No Respiratory symptoms. No vaccinations. Good egg production 60% — Individual birds sick off and on for 3 wks.

Wattles cyanotic — both with subcutaneous necrosis - fetid odor.

PM - 3 Liver greatly enlarged - lymphoid ? Kidney enlarged.

Cult - Blood - BSoSS - NSG

Diagnosis Mites Visc. Lympho

Reported. Date 4-1-52 By

(+)

9/21/52	1/5	1/10	1/20	1/40	1/80	1/160	1/320	1/640	1/1280	C
Urine Titration	+	+	+	+	+	+	+	+	±	0
4129	+	+	0	0	0	0	0	0	0	0

Department of Pathology and Bacteriology

POULTRY DISEASES

Date 20 - III - 52 Accession No. 4190

From Lloyd - Jones Turkey Farm

Address

Breed White Holland ♀ No. 1 Age 10 mos I

Other Material

— Coughing & sneezing - yellow diarrhea. Flock had dropped in production - Most have returned to production

P.M. Severe air sac infection

Blood for HI

Diagnosis Pneumoencephalitis

Reported. Date Tel 3/21/52 to John By SW

(+)

,48

Department of Pathology and Bacteriology
POULTRY DISEASES

Date 21 - III - 52 Accession No. 4200

From Morgan Betts

Address Middlepart, N.Y. RD 1

Breed SCWL No. 6 Age 12 days.

Other Material Hermberry Hatch - Parkersburg, W.Va.
75/800 steady mortality shipped 3/10 arrived 3/12
300 WL + 500 NHR - mostly WL affected 800 NHR in another farm
same shipment only 4 dead to this AM. All chicks vaccinated
with intranasal vaccine before shipping Rwy Express
Approx 35+ more affected - Electric brooer - bulbs
- Eye inflammation watery discharge ||||| left ||||| rt || both |
Sneezing ||| labored breathing ||
- primarily a conjunctivitis + edema of lids
Air sac infection ||| Mucous trachea ||
- Tissue

Diagnosis Pneumoencephalitis - (post vaccination conjunctivitis)

Reported. Date Oral By SW.

ITHACA
51469

Virus B1
Isolated

150

Department of Pathology and Bacteriology
POULTRY DISEASES

Date 22 - III - 52 Accession No. 4201

From Elmer Gerken

Address Cole Rd. Orchard Park, N.Y.

Breed N. H. R. No. 2 Age 11 mo

Other Material Weidner - ~~Armor~~ Hamburg, N.Y.

/150 NHR losing 2-3 a wk for last few weeks

PM-1 Liver - greenish cast foci necrosis, foci spleen, nodular myocarditis Degenerate ova. JSK LESIONS ORGANISM

3+ + +

PM-2 - Liver & kidney greatly enlarged - lymphoid nodules

Cult 1 - BS, SS & Blood agar

✓ Diagnosis Visc. Lympho, Pullorum - variant

Reported. Date Oral By Sn

Rpt - To Albany 3/27/52

Σ ⊕

152

Department of Pathology and Bacteriology
POULTRY DISEASES

Date 23-III-52 Accession No. 4202

From Albert Mathewson

Address Eldridge Pa.

Breed RHR No. 2 Age 1 yr.

Other Material Purchased when 6-8 wks old.
5/60 past 3 wks.

PM-1 Ocular - Myocarditis, foci liver + spleen, degenerate ova!

ISK	LESION	ORGANISM
3+	+	+

PM-2 - Cull, out of production, marked thickening anterior 1/2 intestine
Numerous tapes. Microscopic

Diagnosis Lice, Ocular Lymphi, Tapes Davainea + Raillietina, Pullorum standard

Reported. Date Oral By [signature]

Rpt. To Albany 3/27/52

(+)

153

Department of Pathology and Bacteriology
POULTRY DISEASES

Date 24-III-52 Accession No. 4203

From Carl Rademaker

Address Middleport, N.Y.

Breed SCWL No. 1 Age 1 yr.

Other Material Reuter - Holland, N.Y.

1250 this pen only bird affected - Swelling below beak.

PM - Large lymphoid tumor in submandibular space extending posteriorally. Ascarids (11)

Diagnosis Lice, Ascariasis (11), Visc Lymphos.

Reported. Date Oral By Ly

E

(+)

3-31-52	1/5	1/10	1/20	1/40	1/80	1/160	1/320	1/640	1/1280	C
Urine Titration	+	+	+	+	+	+	+	0	0	0
4204 3/24	+	+	+	+	+	+	C	0	0	0
4204 SMALL	+	+	+	+	+	+	0	0	0	0

155

Department of Pathology and Bacteriology
POULTRY DISEASES

Date 24-III-52 Accession No. 4204

From Clear Echo Poultry Farm via "Sam" Hill

Address East Aurora, N.Y. Tel. 1368 J1

Breed NHR No. 2 Age 4 wks

Other Material Kasbohm Hatch - Fredonia, N.Y.

3/600 - Leg weakness, no respiratory symptoms during day - appears to be some at night

No vaccination. Leg weakness for 3-4 days

- One bird on side head drawn back, other a cull.

- Feeding Muco Broiler 21% protein Hi Energy feed.

PM-1 - Cerebellum dark to red, other organs apparently normal

PM-2 - areas of degeneration? cerebrum.

Blood for HI - Neg. Tel 4/2/52 No further trouble since changing feed

✓Diagnosis Encephalomalacia Tissue

Reported. Date Oral By [illegible]

Department of Pathology and Bacteriology
POULTRY DISEASES

Date 24-IV-52 Accession No. 4205

From Linus Hood Tel 1043 J-1

Address Medina, N.Y.

Breed Hall Setter Cross-Sex-Link No. 6 (5♀) Age 3 wks

Other Material Hall Bros Wallingford Conn.

74/100 - Losses started Saturday - birds appear weak No resp. symptoms. No vaccinations Birds on same truck were immunized for Nc. - Water system changed last Wed-Thurs.

PM - Neg - internal organs rather dry and "sticky" Stomachs very much dehydrated.

Micro from ceca + intestines Neg.

Diagnosis Dehydration

Reported. Date Oral By Ley

Department of Pathology and Bacteriology

POULTRY DISEASES

Date 24 - III - 52 Accession No. 4206

From Henry Reuter

Address Holland, N. Y.

Breed SCWL No. 2 (D) Age 4 mths -

Other Material Own Hatch.

Pm - 1 (D) Negative - Cult

Micro from ceca + intest - Neg

Pm - 2 - (Cull) small for age

Negative - Cult.

Micro smear ceca + intest - Neg.

Cult - Blood, BS + SS - NG

Diagnosis No Diagnosis

Reported. Date [illegible] By [illegible]

(+)

171

Department of Pathology and Bacteriology
POULTRY DISEASES

Date 24-III-52 Accession No. 4207

From Nancy Langford Tel Boston 3544 via Beatha

Address Colden, N.Y. Hayes Hollow Rd.

Breed Barred Rock No. 3 (2 ♂) Age 10 mo.

Other Material Parks Farms, Altoona Pa.

2/240 since Saturday. Some thin shelled eggs past 4 days. New brand of oyster shells started 1 week ago.

PM-1 (1) Cyanotic, degenerative areas pancreas, kidney pale. Ovary functioning

PM-2 (1) Same as 1.

PM-3. Kidneys pale + swollen

Cult, Blood, BS + SS - NSG

Diagnosis Blue Comb.

Reported. Date 4-1-52 By [illegible]


3-31-52
Urine Titration
4208 3/29
1/5 1/10 1/20 1/40 1/80 1/160 1/320 1/640 1/1280 C
+ + + + + + + 0 0 0
+ + + + + + 0 0 0 0
3-25-52
Urine Titration
BR.
4208 3/24
4208 3/24
+ + 0 0 0 0 0 0 0 0
+ + + + + + 0 0 0 0

173

Department of Pathology and Bacteriology
POULTRY DISEASES

Date 24-III-52 Accession No. 4208

From Bryant F. Cook

Address 854 Ellicott St Buffalo 3, N.Y.

Breed NHR - Barred Rock No. 2 Age BR 8 mo NHR 6 mo.

Other Material Purchased when 5-7 mo of age
/70 NHR /20 BR. Egg production in BR - satisfactory
In NHR - Production dropped from 48 to 2 in 5 days.
Had colds 7 days.

- Barred (Cross) - returned to owner for slaughter)
PM - NHR - Right sciatic enlarged - periosteum
of tibia thickened - hemorrhagic (traumatic)

Blood for HI.

✓Diagnosis Neurolymphomatosis, Infectious Bronchitis (pls)

Reported. Date 4-1-52 By [signature]

(+)

176

Department of Pathology and Bacteriology
POULTRY DISEASES

Date 24 - III - 52 Accession No. 4209 (copy of report)
via. Mr. L. Knapp. - c/o Wm. Archer. Co. Brockport, N.Y. (94 BRKpt.)
From Sam Sorce
Address Fourth Section Rd., Brockport
Breed NHR No. 3 Age 3 wks.
Other Material Fairport Hatcheries, Fairport, N.Y.
83/300 Treated for coccidiosis. Breath hard.
Not sneezing or coughing noticeably. Noticeable for 1½ weeks. No Newcastle immunization.
Treated for coccidiosis
PM Nodular myocarditis III
Abscess lungs II
Abscess gizzard III
Intestinal plaques II
Unabsorbed yolk.
Cult - SS Micro Hamceca neg.
✓ Diagnosis Pullorum - standard
Reported. Date 3 - 28 - 52 By [illegible]
Rpt. To Albany 3/27/52

(+)

Department of Pathology and Bacteriology

POULTRY DISEASES

Date 24 - III - 52 Accession No. 4210

From Mrs. Alvin Knapp via: Mr. L. Knapp. Wm. Arden Co.

Address Fourth Section Rd., Brockport

Breed W.L., Hall Cross (S.Lwtr) No. 2 Age 7wks.

Other Material Hall Bros.

21/250 - W.L.
3/250 - S. Cross
} Birds are together. Treated for coccidiosis. Birds are better but still some losses. Droopy wings, humped up.

PM - 1 Marked thickening mucosa anterior 1/3 intestine - coccysts.

Diagnosis E. acervulina

Reported. Date Mailed to Knapp By [signature]

(+)

3-25-52	1/5	1/10	1/20	1/40	1/80	1/160	1/320	1/640	1/1280	C
Urine Titration	+	+	+	+	+	+	+	0	0	0
4211 3/24	+	+	+	+	+	0	0	0	0	0
4211 3/24	+	+	+	+	+	+	0	0	0	0
4211 3/64	0	0	0	0	0	0	0	0	0	0

18

Department of Pathology and Bacteriology
POULTRY DISEASES

Date 24-III-52 Accession No. 4211

From H.K. Mahon & Son.

Address Sanborn, N.Y.

Breed SCWL No. 6 Age 1yr

Other Material

/2000 Losing about 10 a week since first of January. Poor shell quality. On old litter. Vaccinated for Nc @ 8 wks - also invc for Bronchitis & Pox

PM 8 - Discharge eyes, feathers matted, poor flesh
Mucosa intestine thickened - Capillaria & Ascarids
PM 13 - Egg yolk peritonitis - ascarids
PM - 2 - Feathers matted - mucosa intestine thickened ascarids & Capillaria
PM - 3 - Eye swollen - Ascarids
PM - 4 & 5 Eye swollen - Ascarids (12) & (24)

✓ Diagnosis Egg yolk peritonitis, Lice, Ascariasis, Capillaria, Coryza

Reported. Date 4-1-51 By

(+)

Blood for HI

3-25-52	1/6	1/10	1/20	1/40	1/80	1/160	1/320	1/640	1/2560	C
Urine Intestin. GREEN	+	+	+	+	+	+	+	0	0	0
4212 3/25 yellow	+	+	+	+	+	+	0	0	0	0
4212 3/25	+	+	+	+	+	+	0	0	0	0

Department of Pathology and Bacteriology

POULTRY DISEASES

Date 25 - III - 52 Accession No. 4212

From Dr. Gilmore Tel 1773 R

Address Experimental Farm, East Aurora

Breed NHR No. 2 Age 9 wks

Other Material

/1500 leaving 2-3 a day for 10 days. Resp trouble for about 2 weeks. No vaccination. Feeding 75 grams aureomycin / ton since Thurs

PM - Very severe air sac infection - pericarditis

P.M. - Very severe air sac infection, pleura involved, severe pericarditis

Cult Blood agar - Coliform Blood for Ht. No.

Diagnosis Chronic [illegible]

Reported. Date [illegible] By [illegible]

ITHACA 5/4/69 Newcastle disease virus isolated

3-25-52	1/5	1/10	1/20	1/40	1/80	1/160	1/320	1/640	1/2560	1/c
Urine Titration	+	+	+	+	+	+	+	0	0	0
4213	3/5	+	+	+	+	+	+	0	0	0	0

Department of Pathology and Bacteriology

POULTRY DISEASES

Date 25-III-52 Accession No. 4216

From Ed. Miller

Address Willardshire Rd. East Aurora

Breed NH x Wyandotte No. 1 Age 10 wks.

Other Material Weidner — Hamburg

1500 only bird affected - some difficult breathing - went off feed last - coming back gradually

PM- Mucous trachea
Marked thickening & hyperemia anterior 1/3 intestine

Blood for H.F.

Diagnosis No. Diagnosis

Reported. Date By

F

Department of Pathology and Bacteriology
POULTRY DISEASES

Date 26-III-52 Accession No. 4214

From Henry Dude via Manley Covington

Address 1402 West ave Hilton, N.Y.

Breed SCWL No. 3 Age 3½ mo +

Other Material Hall Bros - Wallingford Conn

/200 strun 2/125 ♀ since starting. No vaccination

Poor development - light color (pale)

	ISK	LESIONS	ORGANISM
1	3+	+8	+
2	3++	+	+
3	-	-	-

PM-1 Thickening & hyperemia of mucosa anterior 1/4 intestine - enlarged Peyers patch.

PM-2 - Nodular myocarditis, foci liver, ascarid ⊙

Cult - BS, SS + Tet

✓Diagnosis Ascariasis, Pullorum - standard

Reported. Date 4-2-52 By [signature]

Rpt - Albany 4-3-52

(+)

195

Department of Pathology and Bacteriology
POULTRY DISEASES

Date 26-III-52 Accession No. 4215

From Neil Swift Tel 65392

Address Ridge Rd Middleport, N.Y.

Breed SCWL No. 5 Age 14 mo

Other Material J. Hammer - Middleport, N.Y.

7-8% / 300 Egg production down about 10%. Off feed consumption. Scabs on wattles, comb + face

Few birds appear to have nervous symptoms - Deaths due to suffocation - breathe hard.

PM-1 - Ocular = pupils small both eyes, Ascarids (9)

PM-2 - Tortricollis - Neg except for pox on face.

PM-3 Cankers mouth + larynx. Ascarids (37)

PM-4 - Scabs comb, wattles + face - Ascarids (1)

PM-5 - Scab comb + eye - canker tongue

Diagnosis Fowl Pox, Ascariasis, Ocular Lymphomatosis

Reported. Date 4-1-52 By [signature]

Vaccinated for N.C., Inoc for Pox.

(7)

196

Department of Pathology and Bacteriology
POULTRY DISEASES

Date 26-III-52 Accession No. 4216

From Mrs Clara Haas

Address Clinton St. Lancaster, N.Y.

Breed SCWL seved ♀ No. 1 Age 1 wk +

Other Material Rev - Ransomville, N.Y.

8/300

- Spraddle legs.

PM - Internal organs normal.

- considerable amount grit in gizzard

✓Diagnosis Spraddle legs.

Reported. Date Oral By [illegible]

Department of Pathology and Bacteriology

POULTRY DISEASES

Date 26 - III - 52 Accession No. 4217

From Rypma + Hirschman via Wm. Kaveney RD Victor, N.Y. Tel Victor 64F15

Address East River Rd., Rochester, N.Y.

Breed White Holland Poults No. 3 Age 2 wks

Other Material Shelhamer, Fairport, N.Y.

2/250 Listlessness, developing vents, poor growth generally + noticeable since arrival. Water jars removed + few days ago (in batteries) and birds had to drink from trough with "protection rod" above it. When jars were returned yesterday birds drank a great deal of [illegible]

= Droppings observed in box - firm + normal color.

P.M. - 1 - Neg - micro exam intestine + ceca neg.

some coarse material (corn cobs) in gizzard

✓ Diagnosis No Diagnosis

Reported. Date 4-2-52 By [illegible]

4/15 - Kaveney - "Rest of flock doing well."

(+)

3-31-52	1/5	1/10	1/20	1/40	1/80	1/160	1/320	1/640	1/1280	C
Virus Titration	+	+	+	+	+	+	+	0	0	0
4218 NEN 3/26	+	+	+	+	+	+	0	0	0	0
4218 9 NIC 3/26	+	+	+	+	+	+	0	0	0	0
4-4-52										
Virus Titration	+	+	+	+	+	+	+	+	0	0
4218 3/	+	+	+	+	+	+	+	0	0	0

198

Department of Pathology and Bacteriology
POULTRY DISEASES

Date 26-III-52 Accession No. 4218

From Nathan Sweet

Address Cowlesville Rd. Alden, N.Y.

Breed SCWL No. 2 Age 3mo, 11mo.

Other Material Kreher - East Amherst.

~~1600~~ 3mo 10/275 ♀ mostly paralysis. Had "colds" about 1 week ago - almost completely recovered.

1/200 hens - colds since yesterday - feed consumption dropped severely, egg production down some since yesterday.

PM - 3mo. Lame - Vagus, brachial & sciatics enlarged

PM - 11mo - Air sac infection

Blood for HI

Diagnosis Neurolymphomatosis + Inf. Bronchitis (presum)

Reported. Date 4-7-52 By [signature]

7

(+)

Department of Pathology and Bacteriology

POULTRY DISEASES

Date 27 - III - 52 Accession No. 4211

From Phillip Peabody via L. Blankenburg.

Address Kane, Penna.

Breed white Poults No. 30 Age 3½ wks

Other Material Dam Hatch

15/350 yesterday AM - which was 5 days after moving them from batteries to floor - different waterers and feeders - placed on platforms.

PM - Chunks dehydrated "" Internal organs rather dry - "sticky" "" Kidneys pale;" slight enteritis duodenum "" - Micro exam intestine + ceca - neg.

Cult - Blood, BS + SS - NSG.

Diagnosis Dehydration

Reported. Date 4 - [illegible] - 52 By [illegible]

(+)

3-31-52	1/5	1/10	1/20	1/40	1/80	1/160	1/320	1/640	1/1280	C
Virus Titration	+	+	+	+	+	+	+	0	0	0
4220 3/27	+	+	+	+	+	+	0	0	0	0
4220 3/27	+	+	+	+	+	+	0	0	0	0

206

Department of Pathology and Bacteriology
POULTRY DISEASES

Date 27-III-52 Accession No. 4220

From Baideme Bros.

Address Westfield, N.J.

Breed N/HR No. 8 Age 10 wks -

Other Material Melini - Vineland, N.J.

10¢/8000 this week No vaccination Mortality up to Sat rate 4.84%

Losses this week 10% Treated with 0.05% Sunday +

0.1% Tues + Wed. Very little ~~resp trouble~~ bloody droppings.

Resp. trouble noticed Friday - Rales

PM Severe air sac infection, ++++ pericarditis ++++

Cult - Blood agar - Coliform

✓ Diagnosis Chronic Resp. Disease ("Air sac cold")

Reported. Date 4-2-52 By [signature]

(1)

Poult inoculation 3/31/52

210

Department of Pathology and Bacteriology
POULTRY DISEASES

Date 27-14-52 Accession No. 4221

From Lewis Toan

Address Perry, N.Y.

Breed SCWL No. 4 Age 7 wks & 6 wks

Other Material Hawley - Batavia

25 +14 / 1150 7 wks 16 / 1100 6 wks

7 wk PM-1 Circumscribed areas necrosis liver - large core ceca

PM-2 - Foci margin of liver - large core ceca

PM-3 - Few ulcers - ceca - oocysts.

6 wk PM-4 - Neg - few oocysts ceca

Diagnosis Histomoniasis, E. tenella

Reported. Date Oral By [illegible]

(+)

Department of Pathology and Bacteriology

POULTRY DISEASES

Date 28 - III - 52 Accession No. 4242

From Lloyd - Jones

Address Chafee, N.Y.

Breed White Holland Poults No. 2 Age 3 wks -

Other Material Dwn Hatch.

1/424 all losses during first week. Thought these birds were sneezing last night

PM - Lg White - Neg.

PM - Small White - Some hyperemia nasal turbinates - slight exudate.

Micro exam intest - neg.

Diagnosis No Diagnosis

Reported. Date 4 vol By Ly

(+)

3-31-52	1/5	1/10	1/20	1/40	1/80	1/160	1/320	1/640	1/1280	C
Virus Titration	+	+	+	+	+	+	+	0	0	0
4223 3/28	0	0	0	0	0	0	0	0	0	0
4223 3/28	+	0	0	0	0	0	0	0	0	0

212

Department of Pathology and Bacteriology
POULTRY DISEASES

Date 28-III-52 Accession No. 4223

From Alvin O'dell

Address Akron, N.Y. Bloomingdale Rd.

Breed SCW2 No. 2 Age 8 wks.

Other Material Dunham's Hatchery, Oakfield, N.Y.
1/400 Birds vaccinated for Nc - wing web.
(Lederle vaccine) and moved to another bldg
last week (Friday). Symptoms first noticed
Wed - dull appearance, pale combs, some lameness

Pm - Air sac infection both birds
otherwise apparently normal
micro exam intestinal contents - Neg.

Blood for FII Micro exam neg.

✓Diagnosis Pneumoencephalitis (post vaccination paralysis)

Reported. Date Oral By [illegible]

3-31-52	1/5	1/10	1/20	1/40	1/80	1/160	1/320	1/640	1/1280	0
Virus Titration	+	+	+	+	+	+	+	0	0	0
4224 ③ 3/28	+	+	+	+	+	+	0	0	0	0
4224 3/28	+	+	+	+	+	+	0	0	0	0

216

Department of Pathology and Bacteriology
POULTRY DISEASES

Date 28-III-52 Accession No. 4224

From Harold Berry (N.L. Kaplan-owner)

Address Shisler Rd. Clarence N.Y.

Breed Sexe + Rock X Red No. 4 Age 1½ wks

Other Material Schweegler Hatch - Buffalo.

/500 - difficult breathing

No vaccination

Air sac infection ////

Some mucous trachea //

Blood for #II

Diagnosis No diagnosis

Reported. Date 4-2-52 By [signature]

(1)


3-31-52
1/5 1/10 1/20 1/40 1/80 1/160 1/320 1/640 1/1280 C
Virus Titration + + + + + + + 0 0 0
4225 11wk. 3/28 0 0 0 0 0 0 0 0 0 0
4225 11wk 3/28 0 0 0 0 0 0 0 0 0 0

Department of Pathology and Bacteriology
POULTRY DISEASES

Date 28-III-52 Accession No. 4225

From Walter Hallbauer Tel Java 1802

Address Java Village, N.Y.

Breed NHR + Columbia Rocks No. 7 (2) 11 WKS NHR (2) 15 DAYS C.R. (3) Age 10 DAYS NHR

Other Material N.H.R. - Schweglers - Buffalo
Columbia Rocks - Bray Hatch - Hamilton Ont. - Buffalo

593/2000 NHR chicks (10 days) - Vaccinated with intranasal No-
60/500 C.R. (18 days) - No vaccination
33/1600 - NHR - 11 wks - No vaccination
— Respiratory difficulty all birds - some blindness opaque pupil - 11 wks group.

PM - Severe air sac infection + pericarditis all chicks.

Blood for HI Cult - Bloodagar - NSG

Diagnosis Pneumoencephalitis

Reported. Date Real By Ly

(+)

Poult - Inoculation - 3/31/52

226

Department of Pathology and Bacteriology
POULTRY DISEASES

Date 28 III - 52 Accession No. 4226

From Richard Glor

Address Lewis Rd. Holland, N.Y.

Breed SCWL No. 3 Age 3 days

Other Material Reuter - Holland, N.Y.

/1100 Vaccinated with intranasal

PM-1 (alive) Spraddle legs - some unabsorbed yolk.

PM-2 - Omphalitis - Urates pericardium + viscera

PM-3 - Omphalitis

Cult - BS + SS Coliform

✓Diagnosis Omphalitis, spraddle legs

Reported. Date Oral to Mrs By [illegible]

(F)

3-31-52	1/5	1/10	1/20	1/40	1/80	1/160	1/320	1/640	1/1280	C
Cirrus Situation	+	+	+	+	+	+	+	0	0	0
4227	+	+	+	+	+	+	0	0	0	0
4227	+	+	+	+	+	+	0	0	0	0

Department of Pathology and Bacteriology

POULTRY DISEASES

Date 29-III-52 Accession No. 4227

From Richard B. Hanley via L.M. Richardson P+P - Springville

Address Newark, N.Y.

Breed White Rock No. 3 Age 7 wks.

Other Material Blummer Bros. Moscow, Pa

500/3811 since starting. 2 wks in batteries then to floor

~~[illegible]~~ - 2 days Sulfaquin at end of 1st, 3rd, 4th + 6th wk

1 z. in each gallon H_2O. Some resp trouble since 3rd week,

mortality has been steady

PM-1 (1) - Enteritis anter 1/4 - micro Ham neg

Cecal contents dehydrated - oocysts.

PM-2 - Cecal contents dehydrated - oocysts

PM-3 - Intussusception middle 1/3 intestine

about 3" long - hemorrhagic - necrosis

✓ Diagnosis E. tenella, Intussusception

Reported. Date By [signature]

(X)

Blood for HI.

927

Department of Pathology and Bacteriology

POULTRY DISEASES

Date 29-III-52 Accession No. 4228

From John N. Brown Tel. 1354 R1

Address Bowen Rd. East Aurora, N.Y.

Breed RIR No. 1 Age 1 yr

Other Material Holmwood - Orchard Park

0/25 - This bird listless since thursday

PM - Salpingitis - oviduct full of caseous material about 6X normal size

Cult - BS & SS - NSG

Diagnosis Salpingitis

Reported. Date Oral By [illegible]

3-31-52	1/5	1/10	1/20	1/40	1/80	1/160	1/320	1/640	1/1280	C
Urine Filtration	+	+	+	+	+	+	+	0	0	0
#229 3wk 3/30	+	+	+	+	+	+	0	0	0	0
#229 3wk. 3/30	0	0	0	0	0	0	0	0	0	0
4229 4wk. 3/30	0	0	0	0	0	0	0	0	0	0
4229 4wk. 3/30	0	0	0	0	0	0	0	0	0	0
4229 3 wk. IRX 3/30	0	0	0	0	0	0	0	0	0	0

239

Department of Pathology and Bacteriology
POULTRY DISEASES

Date 30-III-52 Accession No. 4229

From Fred Miller

Address Grand Island, N.Y.

Breed NHR, WR, & IRX No. 12 Age 2, 3, 4 wks

Other Material Neuhauser - Batavia,

650 in each group. Resp trouble in each group since first of year - when 1 wk old chick brought in.

400/1950 2 wk old group hit the hardest - spec NHR

No vaccinations

PM - air sac infection all chicks

Blood for HI

Diagnosis Pneumoencephalitis

Reported. Date Oral Tel 4/1/52 By Sn

E

(+)

342

Department of Pathology and Bacteriology
POULTRY DISEASES

Date 31 - III - 52 Accession No. 4250

From Kenneth Haines

Address Nunda, N. Y.

Breed SCWL No. 3 Age 4 wks

Other Material Zimmer - Gallupville, N.Y.
6/600 this morning

PM - 1 - Ulceration & hyperemia posterior
1/4 intestine - oocysts

PM - 2 - same as 1 plus cecal contents dehydrated - blood stained

PM - 3 same as 2 plus white streaks mucosa
anterior 2/3 intestine - oocysts

Diagnosis E. acervulina, E. brunetti, E. tenella

Reported. Date Oral By Ly
E

(+)

Department of Pathology and Bacteriology

POULTRY DISEASES

Date 31-III-52 Accession No. 4231

From Leo Germon

Address RFD 2 Bergen, N.Y.

Breed Rock x Red No. 1 Age 12 wks

Other Material Newhouser Batavia

1/150 with lameness

PM- Sciatic nerve (rt) enlarged

Diagnosis Neurolymphomatosis

Reported. Date 4-2-52 By Hy

4-4-52	1/5	1/10	1/20	1/40	1/80	1/160	1/320	1/640	1/1280	C
Urine Titration	+	+	+	+	+	+	+	+	0	0
4232 4/1	0	0	0	0	0	0	0	0	0	0

Department of Pathology and Bacteriology

POULTRY DISEASES

Date 1 - IV - 52 Accession No. 4232

From Clarence T Bullock

Address 213 E. State St. Olean. N.Y.

Breed Game Fowl No. 2 Age 1 + 2 yr.

Other Material Own Hatch

15-20/150 Some difficult breathing + paralysis

PM - 1(?) ♀ - Egg yolk peritonitis, flaccid ova - Cult BS + SS - NSG

#2 - Torticollis - (returned to owner)

Blood for HI

Diagnosis Pneumoencephalitis

Reported. Date 4-8-52 By Sy

(4)

Department of Pathology and Bacteriology

POULTRY DISEASES

Date 1-IV-52 Accession No. 4233

From Russ Logan

Address South Grove St. East Aurora

Breed NHR. No. 1 Age 1 yr

Other Material

Losing wt - lame - Neck brought in after slaughter - 4/2/52

PM - Vagus nerve enlarged.

Diagnosis Neurolymphomatosis

Reported. Date Oral By Sy

4-4-52	1/5	1/10	1/20	1/40	1/80	1/160	1/320	1/640	1/1280	C
Urine Titration	+	+	+	+	+	+	+	+	0	0
4234 2wk. 4/1	0	0	0	0	0	0	0	0	0	0

Department of Pathology and Bacteriology

POULTRY DISEASES

Date 1-IV-52 Accession No. 4234

From Walter Hallbauer

Address Java Village, N.Y.

Breed WHR × Columbia Rocks No. 6 Age 2-7 wks, 2-3 wks, 2-2 wks

Other Material See 4225

PM - 7 wks (D) Severe air sac infection and tracheitis.

PM - 3 wks (D) - Severe air sac infection "

PM - 2 wk - air sac infection "

Blood for IFT.

Diagnosis Pneumoencephalitis

Reported. Date Oral By [signature]

Department of Pathology and Bacteriology

POULTRY DISEASES

Date 1-IV-52 Accession No. 4235

From Richard Glor

Address Lewis Rd. Holland, N.Y.

Breed SCWL No. 5 Age 1 wk

Other Material Reuter - Holland, N.Y.

24/1100 since starting - vaccinated with Intranasal Ne. vaccine

PM-1 Omphalitis

PM-2 Conjunctivitis - Ne

PM-3 Starve out

PM-4 "

PM-5 - Unabsorbed yolk, hemorrhagic streaks liver

Cult BS + SS - Coli

Diagnosis Omphalitis, Starve out

Reported. Date Oral to [illegible] By [illegible]

Department of Pathology and Bacteriology

POULTRY DISEASES

Date 1-IV-52 Accession No. 4236

From G.L.F. - H.C. Bidlack

Address Buffalo, N.Y.

Breed — Litter - Sugar Cane No. — Age —

Other Material

Litter in building where large number of chicks supposedly died of aspergillosis - some litter (last distribution) that was used in flocks where aspergillosis definitely diagnosed.

— Litter definitely musty - and packed (stuck) tightly.

— One section about ½ inch long placed on sabarauds agar - very heavy mold growth in 6 hrs

Diagnosis Aspergillus mold

Reported. Date Oral 1/5/52 By [illegible]

Department of Pathology and Bacteriology

POULTRY DISEASES

Date 2-IV-52 Accession No. 4237

From William Lesch

Address Dunkirk Rt 1, N.Y.

Breed White Rock No. 4 Age 2½ wks

Other Material Marshall Bros - Ithaca, N.Y.

120/4500 post 3 days.

Gizzard lining rough-eroded ||||

Unabsorbed yolk flacid ||

wind puff |

Rickets - soft bones - "line" indefinite

Diagnosis Subcutaneous emphysema, Gizzard erosion, Rickets

Reported. Date Oral, By Lu

4-4-52	1/5	1/10	1/20	1/40	1/80	1/160	1/320	1/640	1/1280	C
Urine Titration	+	+	+	+	+	+	+	+	0	0
4238 4/2	+	+	+	+	+	+	+	0	0	0
4238 2 4/2	+	+	+	+	+	+	0	0	0	0

Department of Pathology and Bacteriology

POULTRY DISEASES

Date 2-IV-52 Accession No. 4238

From Raymond Lukasch

Address RFD 1 South Clayton, N.J.

Breed White Rock No. 4 Age 2 wks

Other Material South Kenton Hatcheries, South Kenton, Ohio

3%/300 – difficult breathing, sneezing, coughing

No immunization – symptoms noted

four days after arrival. Similar symptoms

in other groups started previously and still

on premises. Flock appears to be improving

P.M. – Air sac infection ++

Blood for HI

Diagnosis

Reported. Date 4-8-52 By

Department of Pathology and Bacteriology
POULTRY DISEASES

Date 2-IV-52 Accession No. 4239

From Henry Krotz

Address RFD 1 Ellicottville, N.Y.

Breed NHR X Cornish No. 4 Age 2 wks.

Other Material Mt Healthy Hatchery - Mt Healthy Ohio

3/111 Quite a few depressed, weak, can't stand

PM-1-(S) Liver somewhat enlarged

PM 2,3,4 - Small for age internal organs apparently normal

Cult Blood, BS, + SS - NSG

✓ Diagnosis N. Diagnosis

Reported. Date 4-8-52 By

R Sulfamethazine

4-4-52		1/5	1/10	1/20	1/40	1/80	1/160	1/320	1/640	1/1280	C
Urine	Titration	+	+	+	+	+	+	+	+	0	0
4240	3wk. 4/2	+	+	+	+	+	+	+	0	0	0
4240	4wk. 4/2	+	+	+	+	+	+	+	0	0	0
4240	6wk. 4/2	+	+	+	+	+	+	+	0	0	0
4-7-52											
Urine	Titration	+	+	+	+	+	+	+	0	0	0
4240	Green 4/6	+	+	+	+	+	+	+	0	0	0
4240	Red 4/6	+	+	+	+	+	+	0	0	0	0

Department of Pathology and Bacteriology

POULTRY DISEASES

Date 2-IV-52 Accession No. 4240

From A. K. Sisley

Address Genesee Rd Corfu RFD 2

Breed White Rock No. 8 Age 2wks, - 11 wks

Other Material 2wks Eagle Hatchery - Upper Sandusky, Ohio
Sunshine Hatch - Congdon, Indiana

Starting 100 every week in batteries

2wks loss 6%/100 Resp trouble during past 2 wks

Air sac infection ++++ III

Pericarditis - thick yellow IIII

Blood for HI Cult - BS + SS - 2 wks NSG

Diagnosis Chronic Respiratory Disease

Reported. Date 4-8-52 By [signature]

9

(+)

4-4-52	1/5	1/10	1/20	1/40	1/80	1/160	1/320	1/640	1/1280	C
Urine Titration	+	+	+	+	+	+	+	+	0	0
4241 4/2	+	+	+	+	+	+	+	0	0	0
4-7-52										
Urine Titration	+	+	+	+	+	+	+	0	0	0
4241 4/6	+	+	+	+	+	+	+	0	0	0

Department of Pathology and Bacteriology

POULTRY DISEASES

Date 2-IV-52 Accession No. 4241

From Fritz Seidel via Horace Smith

Address RFD 1 Holley, N.Y.

Breed SCWL No. 1 Age 1 yr

Other Material

/400 Resp. trouble since yesterday AM. Egg production about 50% Birds not eating very well today.

PM - [illegible]

Blood for HI

Diagnosis Inf. Bronchitis (pres.)

Reported. Date 4-8-52 By Sn

E

4-4-52	1/5	1/10	1/20	1/40	1/80	1/160	1/320	1/640	1/1280	C
Urine Titration	+	+	+	+	+	+	+	+	0	0
4242 × 4/3 Green	+	+	+	+	+	+	+	0	0	0
4242 4/3 Red	+	+	+	+	+	+	+	0	0	0
4242	+	+	+	+	+	+	+	0	0	0
4-7-52										
Urine Titration	+	+	+	+	+	+	+	0	0	0
4242 RED 4/7	+	+	+	+	+	+	+	0	0	0
4242 GREEN 4/7	+	+	+	+	+	+	+	0	0	0

Department of Pathology and Bacteriology
POULTRY DISEASES

Date 3 - IV - 52 Accession No. 4242

From Kasbohm via C.D. Ellis

Address Fredonia, N.Y.

Breed NHR No. 3 Age 6 wks

Other Material Own Hatch

/4000 losing 2-3 a day for past week. Some resp. trouble for about 2 wks - not all affected.

PM-1 Air sac infection - thick yellow flakes slight pericarditis - Mirror exam can few occupts

PM-2 - same as 1

PM-3 - same as 1 plus severe pericarditis

Blood for HI

Diagnosis Chronic Respiratory Disease (Air sac Cold)

Reported. Date 4-8-52 By [signature]

(check in Case Book)

4-8-52		1/5	1/10	1/20	1/40	1/80	1/160	1/320	1/640	1/1280	C
Urine Titration		+	+	+	+	+	+	+	+	0	0
4243	4/3	+	+	+	+	+	+	+	0	0	0
4243		+	+	+	+	+	+	0	0	0	0

Department of Pathology and Bacteriology

POULTRY DISEASES

Date 3 - IV - 52 Accession No. 4243

From Robert Mankantello John Curtis Alexander, N.Y.

Address Riga Churchville Rd - Churchville, N.Y.

Breed White New Holland Chicks No. 2. Age 2 wks.

Other Material Ruckers Imperial Breeding Farm OTTUMWA, Iowa

0/200 Resp. trouble since Monday

PM - Foci liver 11

Abscess lungs 1

Unabsorbed yolk 1

Cult BS + SS Blood for HI

Diagnosis Pullorum standard

Reported. Date 4-8-52 By [illegible]

Rpt. T. Albany 4/7/52 Z

Department of Pathology and Bacteriology

POULTRY DISEASES

Date 3 - IV - 52 Accession No. 4244

From R. Rappold Phone:

Address 3677 Clinton St, Gardenville

Breed W. Holland No. 4 2D. 2L. Age 1 wk.

Other Material

20/100 On back, kick and die — Noticeable for last 3 days — No Respiratory symptoms

PM - Kidneys congested, gall bladder enlarged - bile an amber color

4/7/52 - Loss to date about 30 - Mortality tapering off. Treated with Sulfamethazine for 24 hrs.

Cult - Blood, BS & SS - NSG

Diagnosis No Diagnosis

Reported. Date End By

4-8-52

Urine Titration	1/5	1/10	1/20	1/40	1/80	1/160	1/320	1/640	1/1280	C
4245 9wk.	+	+	+	+	+	+	+	+	0	0
4245 4wk.	+	+	+	+	+	+	+	0	0	0
4245 4 wk.	+	+	+	+	+	+	+	+	0	0
4245 9wk	+	+	+	+	+	+	+	0	0	0
	+	+	+	+	+	+	+	0	0	0

Department of Pathology and Bacteriology
POULTRY DISEASES

Date 3 - IV - 52 Accession No. 4245

From Charles Lennon via Harry Johnston

Address Strykersville

Breed W.L. No. 5 Age 3 - 9 wks. 4 wks.

Other Material Graves and Bush, Willow Dale -

1/400 - 9 wk. - leg weakness,

1/400 - 4 wk - no respiratory symptoms, heads are bent down

PM - 4 wks Torticollis both birds - gizzards contained large am't grit, some erosion of lining both birds

Micro exam - intestinal & cecal contents neg.

PM - 9 wks 1 - Vagus, brachial & sciatic nerves enlarged.

2 - Vagus, intercostal & sciatics enlarged

3 - brachial & sciatics enlarged.

Diagnosis Neurolymphomatosis

Reported. Date 4-9-52 By

Blood for HI

Department of Pathology and Bacteriology

POULTRY DISEASES

Date 3 - IV - 52 Accession No. 4240

From Matthew Brodowski

Address Cowlesville, N.Y.

Breed SCWL 7 No. 3 Age 9 wks

Other Material Kreher - East Amherst.

/600 - divided into 2 groups of 300 - Group 1 on Vitaldim pullet grower seem to be weak on their legs about 25 affected. Group II on Wayne feed OK - seem to prefer Wayne feed. [redacted] V-V - megasul Wayne - sulfaquinoxalin

PM - Hemorrhagic foci - visible through serosa middle 1/3 intestine all birds. schizonts

Diagnosis E. necatrix

Reported. Date Oral By [illegible]

7-4-52	1/5	1/10	1/20	1/40	1/80	1/160	1/320	1/640	1/1280	C
Urine Titration	+	+	+	+	+	+	+	+	0	0
4247	0	0	0	0	0	0	0	0	0	0

Department of Pathology and Bacteriology

POULTRY DISEASES

Date 4 – IV – 52 Accession No. 4241

From R. W. Landphair

Address Java Center, N.Y.

Breed SCWL No. 3 (2♀) Age 10 mos

Other Material Grams + Bush – Holland. N.Y.

4/80 this morning – Have resp. trouble since Mon. Egg dropped from 50 to 7 eggs a day. No vaccinati

P.M. – Air sac infection III

Tracheitis II

Ascarids II

Blood for HI

Diagnosis Ascarios, Pneumoencephalitis

Reported. Date 4/5/52 By

Department of Pathology and Bacteriology

POULTRY DISEASES

Date 4-12-52 Accession No. 4248

From Henry Reuter

Address Holland, N.J.

Breed SCWL No. 1 Age Turks

Other Material Own Hatch.

1m- Lungs congested - mucous trachea

Diagnosis Pneumonia

Reported. Date Oral By

4-4-52	1/5	1/10	1/20	1/40	1/80	1/160	1/320	1/640	1/280	C
Urine Titration	+	+	+	+	+	+	+	+	0	0
4249	+	+	+	0	0	0	0	0	0	0

Department of Pathology and Bacteriology

POULTRY DISEASES

Date 4-IV-52 Accession No. 4249

From Walter Hallbauer

Address

Breed NHR No. 1 Age 6 wks.

Other Material Schweglers — Buffalo.

Soon these vaccinated for NC with killed virus had resp. trouble soon after starting last 120 - symptoms for 3 wks clearing - Two one symptoms of difficult breathing observed - about 12 birds having eye trouble - cloudy eye.

PM - Some air sac infection

Diagnosis Pneumoencephalitis

Reported. Date Oral By [illegible]

Department of Pathology and Bacteriology

POULTRY DISEASES

Date 5-IV-52 Accession No. 4250

From Mrs. Bantle Green via Bidlock

Address Angola, N.Y.

Breed NHR No. 1 Age 9 mo

Other Material Springville Hatch - Springville, N.Y.

7/75 150 st run originally. No mortality until change from GLF Laying Mash to - GLF Egg Maker. Lost 7 birds in a short time - most birds in flock with diarrhea. Less diarrhea since changing back to laying mash.

JSK	LESIONS	ORGANISM
3+	+	

PM - Degenerate ova, peritonitis-ascites, foci liver

Cult Blood BS + SS

Diagnosis Pullorum - standard

Reported. Date 4-9-52 By [signature]

Rpt to Albany 4/7/52

Department of Pathology and Bacteriology

POULTRY DISEASES

Date 5-IV-52 Accession No. 4251

From Lloyd-Jones

Address Chaffee, N.Y.

Breed Bronze & White No. 3 Age 2 days

Other Material Own Hatch.

- Recently vaccinated with cold bacterin into breast muscle.

PM- White Abscess at side anterior portion breast

PM- Bronze - abscess at side anterior portion breast. Liver congested, kidneys pale

Cult - Blood, BS + SS

Diagnosis Abscess ~~(2) Contamination~~

Reported. Date 5/4/52 By

Department of Pathology and Bacteriology

POULTRY DISEASES

Date 5-IV-52 Accession No. 4252

From Walter Nieman & Son

Address West Falls, N.Y.

Breed SCWL No. 1 Age 8 wks

Other Material Graves - Bush - Holland

1550 losing about 1 a week

PM- Circumscribed areas necrosis liver
large caseous core ceca
Enteritis anterior 1/3 - oocysts.

Diagnosis Histomoniasis, E. acervulina

Reported. Date Oral By Lg

4-7-52	1/5	1/10	1/20	1/40	1/80	1/160	1/320	1/640	1/1280	C
Urine Titration	+	+	+	+	+	+	+	0	0	0
4253 4/5	+	+	+	+	+	+	0	0	0	0

4-9-52										
Urine Titration	+	+	+	+	+	+	+	+	0	0
4253 4/9	+	+	+	+	+	+	0	0	0	0

Department of Pathology and Bacteriology

POULTRY DISEASES

Date 5 - 12 - 52 Accession No. 4253

From Craig Landphair

Address Jona Center, N.Y.

Breed NHR No. 1 Age 1 yr

Other Material Schweglers - Buffalo

1/50 Resp trouble noticed yesterday, not all affected yet - Egg production normal yesterday.

Ortis both eye - comb & wattles icteric

Blood for HI

Diagnosis Ocular Lymphomatosis

Reported. Date 4-16-52 By [signature]

4-7-52	1/5	1/10	1/20	1/40	1/80	1/160	1/320	1/640	1/1280	C
Urine Titration	+	+	+	+	+	+	+	0	0	0
4254 x	+	+	+	+	+	+	+	0	0	0
4254 x	+	+	+	+	+	+	+	0	0	0
4-9-52										
Urine Titration	+	+	+	+	+	+	+	+	0	0
4254 4/9	+	+	+	+	+	+	+	+	0	0
4254 4/9	+	+	+	+	+	+	+	+	0	0

Department of Pathology and Bacteriology

POULTRY DISEASES

Date 7 - IV - 52 Accession No. 4254

From Ted Pudlewski via. Ed. Pudlewski Ind. Farm Supply Buffalo 6, N.Y.

Address 40 Warsaw Buffalo 6, N.Y

Breed NHR No. 5 Age 2wks

Other Material ?

1600 losing about 10 a day since last Wed. some with moist eyes - difficult breathing

PM - Air sac infection ++

Blood for HI

Diagnosis Inf. Bronchitis

Reported. Date 4-16-52 By

4-7-52	1/5	1/10	1/20	1/40	1/80	1/160	1/320	1/640	1/1280	C
Urine Titration	+	+	+	+	+	+	+	0	0	0
4255 x	+	+	+	+	+	+	0	0	0	0
4-9-52										
Urine Titration	+	+	+	+	+	+	+	+	0	0
4255 4/9	0	0	0	0	0	0	0	0	0	0

Department of Pathology and Bacteriology

POULTRY DISEASES

Date 7-IV-52 Accession No. 4255

From Wells E Rathbun

Address Eden, N.Y.

Breed SCWL No. 3 Age 10 wks

Other Material Kuchen - East Amherst

1/350 Vaccinated for Nc - wing web last Tuesday - few birds lame

PM-1 - Neg except for Nc take

PM-2 " " " " "

PM-3 " " " " "

Blood for HI Challenge - No symptoms

Diagnosis (Pneumoencephalitis (post vaccination paralysis)

Reported. Date [illegible] By [illegible]

Department of Pathology and Bacteriology

POULTRY DISEASES

Date 7 - IV - 52 Accession No. 4256

From Bruce Martin

Address Machias N.Y.

Breed Barred Cross (10) + NHR (1) No. 11 Age 2 wks +

Other Material Hubbard Farms Walpole, N.H.

25/1000 Cross ♀ 1/1000 STR. NHR

L Ataxia and Tremors

PM - Barred Cross - Neg. ++++ +++

unabsorbed yolk flaccid 1 - Lymphoid like nodules in liver 1.

PM - NHR - Large unabsorbed yolk.

Cult - BS + SS - NSG

Diagnosis Avian encephalomyelitis

Reported. Date Oral By [illegible]

Department of Pathology and Bacteriology

POULTRY DISEASES

Date 7-IV-52 Accession No. 4257

From Kreher Poultry Breeding Farm - via Mrs Dorn

Address East Amherst

Breed SCWL No. 9 Age 3 wks + 7 wks.

Other Material

3 wks - Dehydration ~~||||~~ |||

7 wks - rt brachial + left sciatic nerves enlarged.

✓ Diagnosis Dehydration - 3 wks ; Neurolymphomatosis - 7 wks.

Reported. Date Oral to Mrs Dorn K. By [illegible]

4-7-52	1/5	1/10	1/20	1/40	1/80	1/160	1/320	1/640	1/1280	C
Urine Titration	+	+	+	+	+	+	+	+	0	0
4258	+	+	+	+	+	+	+	+	0	0
4-9-52										
Urine Titration	+	+	+	+	+	+	+	+	0	0
4258	+	+	+	+	+	+	+	0	0	0

Department of Pathology and Bacteriology

POULTRY DISEASES

Date 7-IV-52 Accession No. 4258

From R.S. Moseley Mrs Harrington

Address East Main St. East Aurora

Breed NHR No. 1 Age 7 mo

Other Material Earl Walldorff - Dunkirk @ 12 wks of age 2/450 last week - Some resp trouble for more than a month - practically all birds affected - egg production dropped from 80% to 50% in about 2 wks. - Rattle

Blood for HI

Diagnosis Chronic Resp. Disease

Reported. Date By Sn

4-7-52	1/5	1/10	1/20	1/40	1/80	1/160	1/320	1/640	1/1280	C
Urine Titration	+	+	+	+	+	+	+	0	0	0
4259	+	+	+	+	+	+	+	0	0	0
4259 Blue	+	+	+	+	+	+	+	0	0	0
4-9-52										
Urine Titration	+	+	+	+	+	+	+	+	0	0
4259 4/9	+	+	+	+	+	+	0	0	0	0
4259 Blue 4/9	+	+	+	+	+	+	+	0	0	0

Department of Pathology and Bacteriology

POULTRY DISEASES

Date 7-IV-52 Accession No. 4259

From Clyde Lockie, TEL 35659 or 39098

Address Rt 3 Lockport via Bus

Breed NHR No. 3 Age 4 wks.

Other Material from Purina dealer in Lockport.

370/300 also 870/150 1 wk old chicks. Some resp trouble in both age groups - watering eye treated with penicillin in H_2O for 1 wk - no response Then with terramycin in H_2O - seem to be better.

PM - air sac infection

Blood for HI

Diagnosis Inf Bronchitis [illegible]

Reported. Date 4-16-52 By [illegible]

Department of Pathology and Bacteriology

POULTRY DISEASES

Date 7-IV-52 Accession No. 4200

From Fred Tiefel TEL E.A. 1220 W2

Address Blood Rd. Cowlesville, N.Y.

Breed Hybrid chicks ♂ 4, ♀ 3 No. 7 Age 3 days +

Other Material Neuhauser, Batavia

9/500 since Sat. Leg weakness.

- ataxia - some tremors

PM - Omphalitis 11

Gizzard empty 1, grit only 4

Cult BS&SS - NSG

✓ Diagnosis Avian encephalomyelitis

Reported. Date Oral to Mrs By [illegible]

Department of Pathology and Bacteriology

POULTRY DISEASES

Date 7-IV-52 Accession No. 4261

From Henry Reuter via Edwards

Address Holland, N.Y.

Breed SCWL No. 3 Age 7 wks 1 yr

Other Material Own Hatch -

- Check chick for coccidiosis Hens dead.

PM - 7 wks - Enteritis - white streaks anterior 1/4 intestine oocysts.

PM - ROP 29 - E28771 Cyanotic, Thyroids enlarged, Ascarids other organs apparently normal

PM ROP 29 E29258 Oviduct greatly enlarged - distended with fluid (watery), contained 2 partially formed eggs

Diagnosis E. acervulina - 7 wks; Lice, Ascariasis, Salpingitis

Reported. Date By [signature]

Department of Pathology and Bacteriology

POULTRY DISEASES

Date 7-IV-52 Accession No. 4262

From Richard Glor via Edwards

Address Lewis Rd. Holland, N.Y.

Breed SCWL No. 3 Age 2 wks

Other Material Reuter – Holland.

35/1000 since starting, see earlier case.

PM-1 decomposed.

PM-2 Omphalitis

PM-3 Trauma – Hemorrhage kidney.
Lung lame before destroyed

Diagnosis Omphalitis, Trauma

Reported. Date April 7 Edwards By [illegible]

Department of Pathology and Bacteriology

POULTRY DISEASES

Date 8-IV-52 Accession No. 4263

From Ronald Hatch via Vivian C-L-F

Address 184 N. Main Portville N.Y.

Breed ~~W~~HR No. 3 Age 3 wks

Other Material J. J. Warren Mass.

18/ Between 2 + 3 wks age. Leg weakness

Good appetite. Ataxia - Tremors

PM-1 ♂ - Neg

PM-2 ♂ - Neg

PM-3 ♂ - slight unchanged yolk.

Diagnosis Avian encephalomyelitis

Reported. Date Apr 8 Vivian By [signature]

Department of Pathology and Bacteriology

POULTRY DISEASES

Date 8-IV-52 Accession No. 4264

From Lloyd-Jones

Address Chafee N.Y.

Breed Bacterin Serial # 206 No. U.S. VET Lic. 218 Age

Other Material EXP. Date Nov 10, '52 - Mixed Bacterin - Turkey Form.

Medford Laboratories, Medford Oregon

- Achemically killed, half broth, half liver agar cultures of Pasteurella avicida 40%. Shigella gallinarum 40%. 10% Staphylococcus albus and aureus (5% each) and Pseudomonas aeruginosa 10%. All of avian origin - Inject subcutaneously - Dose 1cc for turkeys 4-6 wks old. 2cc for Turkeys over 6 wks old. Store in the dark at not over 45°F. All of the contents should be used at time the container is first opened. Shake Well.

Diagnosis No Diagnosis

Reported. Date Ord tel By [signature]

Cult - 1/2 cc on Blood, BS & SS
4cc in Tetrathionate. NSC No Growth

Department of Pathology and Bacteriology

POULTRY DISEASES

Date 8-IV-52 Accession No. 4265

From - Zaepfel Wholesale Poultry Co

Address 13 Elk Market Terminal Buffalo 4, N.Y.

Breed Columbia Cross No. 12 (7D) Age 12 wks.

Other Material - Shipped in from by Smyrna Delaware (truck)

500T/2500 dead on arrival in Buffalo This morn.

PM - Petechiae heart ++++ 1

Congestion lungs ++++ 1

Air sac infection - congested 111

Spleen enlarged 11

Enteritis - diffuse 1111

Trauma 1

Degeneration pectoral muscle dead birds ++++

- Intestinal contents stained hands yellow.

Cult Blood BS+SS - NSG

✓ Diagnosis Carbon monoxide poisoning

Reported. Date Oral Tel By [signature]

E ⊕

4-9-52	1/5	1/10	1/20	1/40	1/80	1/160	1/320	1/640	1/1280	C
Quinn Titration	+	+	+	+	+	+	+	+	o	o
4266 X	+	+	+	+	+	+	+	+	o	o
4266 X	+	+	+	+	+	+	+	+	o	o
4266 X	+	+	+	+	+	+	+	o	o	o

Department of Pathology and Bacteriology

POULTRY DISEASES

Date 8-IV-52 Accession No. 4266

From Ed. Bohn

Address Clinton St. Marilla Tel 5654

Breed WR No. 3 Age 5 wks -

Other Material Schweglers - Buffalo

/1800 Some resp trouble since Thurs.

PM 1 Air sac infection - large flakes & foamy especially abdominal air sacs, trachea

PM-2 - same as 1 plus cecal contents dehydrated - occupts.

PM-3 - Circumscribed areas necrosis liver large caseous core ceca

Blood for HI

✓ Diagnosis Histomoniasis, E. tenella, Chronic Resp. Disease

Reported. Date By [illegible]

4-9-52	1/5	1/10	1/20	1/40	1/80	1/160	1/320	1/640	1/1280	C
Urine Titration	+	+	+	+	+	+	+	+	0	0
4267 NHR 4/8	+	+	+	+	+	+	0	0	0	0
4267 wt. 4/8	+	+	+	+	+	+	+	+	0	0
4-16-52										
Urine Titration	+	+	+	+	+	+	+	0	0	0
4267 4/16	0	0	0	0	0	0	0	0	0	0

Department of Pathology and Bacteriology

POULTRY DISEASES

Date 8-IV-52 Accession No. 4267

From George Walters

Address LeRoy, N.Y. RD1

Breed NHR + WL No. 2 Age 9 wks.

Other Material Purchased Red from Don Beal East Pembroke when 9 wks of age this past Sat. Some resp trouble noticed Sunday

PM - WL - Heart enlarged - pericardial sac adhered to ~~pc~~ myocardium. Ascites

PM NHR - "Scissors Bill". Marked air sac infection - yellow flakes.

Blood for HI

✓Diagnosis Ascites, Pneumoencephalitis

Reported. Date 4-17-52 By [illegible]

Department of Pathology and Bacteriology

POULTRY DISEASES

Date 9-IV-52 Accession No. 4268

From Ray Mann Sr Donald Madison Gray Milling Franklinville, N.Y.

Address RFD Franklinville, N.Y.

Breed Bronze Poults No. 4 Age 4 wks.

Other Material (OUT OF STATE)

16/800 fast 2 days

- "Balls" of manure on toes + foot pads

- Diarrhea - oocysts demonstrated

1 kept over night - 3 dead in morning

PM - Posterior 1/3 intestine marked enteritis

all poults

Diagnosis Coccidiosis

Reported. Date Oral to Madison By Sy

Department of Pathology and Bacteriology

POULTRY DISEASES

Date 10-IV-52 Accession No. 4269

From Roger Brookman with mother

Address Lapham Rd., East Aurora

Breed NHR No. 1 Age 1 yr.

Other Material

/14

PM - Bird in good flesh, yolk material abdominal cavity - peritonitis

Diagnosis Egg yolk peritonitis

Reported. Date Oral By Sn

Department of Pathology and Bacteriology

POULTRY DISEASES

Date 10-IV-52 Accession No. 4270

From Henry Reuter

Address Holland, N.Y.

Breed S C W L No. 2 Age 7wks 2yr.

Other Material

PM- 7wks. Vagus + sciatic nerves enlarged

PM- 2yr. Lymphoid tumors - liver, ovary, kidney and intestines

Diagnosis Neurolympho 7wks. Visc Lympho 2yr.

Reported. Date Final By Ley

9 X

4-16-52	1/5	1/10	1/20	1/40	1/80	1/160	1/320	1/640	1/1280	C
Urine Titration	+	+	+	+	+	+	+	0	0	0
4271 NHR 3wk.	+	+	+	+	+	+	+	0	0	0
4271 NWR 3wk.	+	+	+	+	+	+	+	0	0	0
4271 Yellow 11wk.	+	+	+	+	+	+	+	0	0	0
4271 W.P. 3wk.	+	+	+	+	+	+	+	0	0	0
4271 Blue 11wk.	+	+	+	+	+	+	0	0	0	0

Department of Pathology and Bacteriology
POULTRY DISEASES

Date 10-IV-52 Accession No. 4271

From Raymond Luksch

Address RFD 1 So Dayton, N.Y. Tel 3310

Breed W.R. N.H.R No. 5 Age 3-3 wks 2-11 wks

Other Material see earlier case 4238

6%/3000 - 3 wk. 7%/3000 11 wk

PM - Air sac infection slight

PM - 11 wks - severe enteritis
- oocysts, schizonts

Blood for HI Challenge - No symptoms

Diagnosis Infectious Bronchitis, E. necatrix, E. acervulina

Reported. Date Oral tel 4/17/52 By [illegible]

Department of Pathology and Bacteriology

POULTRY DISEASES

Date 10 - IV - 52 Accession No. 4272

From Albert Keege Phone:

Address Angle Rd., Orchard Park (INSIDES)

Breed W.R. No. 1 Age 1yr.

Other Material Schweegler's Hatchery

30 Appeared to be Egg bound

Wanted to know if bird was alright to eat.

PM- Tumors liver and bursa of Fabricius - Vent - bloody.

Diagnosis Visc. - Lymphomatosis

Reported. Date April 4 By Lee

4-16-52	1/5	1/10	1/20	1/40	1/80	1/160	1/320	1/640	1/1280	C
Urine Filtration	+	+	+	+	+	+	+	0	0	0
4273 White 1/15	+	+	+	+	+	+	0	0	0	0
4273 Blue 1/15	+	+	+	+	+	+	0	0	0	0

Department of Pathology and Bacteriology

POULTRY DISEASES

Date 10 - IV - 52 Accession No. 4273

From Leslie Weeks Phone:

Address N. Clymer via: H. Bidlack G.L.F.

Breed Hall Cross No. 2 Age 1 yr.

Other Material Hall Bros.

500 Last Oct. had respiratory symptoms. Lost 10 birds. Birds came back into production 6-8 wks. Check for Newcastle or Bronchitis. Completely over now, but had to cull heavy. Small chicks in close vicinity.

PM - Negative

PM - 2 Few Ascarids

Blood for HI Challenge

Diagnosis Inf. Bronchitis Ascaridosis

Reported. Date 4-17-52 By [illegible]

Department of Pathology and Bacteriology

POULTRY DISEASES

Date 14 - IV - 52 Accession No. 4274

call

From Lloyd-Jones

Address ~~[illegible]~~ Chaffee

Breed Poults White Bronze No. 3 Age 3 wks +

Other Material

These are from third lot. were sick yesterday were treated for cocci seem better this AM No losses 800 in this lot. Lot 1, 2, 3 appear droopy.

PM - White - Enteritis throughout - occupts

Diagnosis Coccidiosis

Reported. Date Oral By [illegible]

4-16-52	1/5	1/10	1/20	1/40	1/80	1/160	1/320	1/640	1/1280	C
Unine Titration	+	+	+	+	+	+	+	0	0	0
4275 Schenck	+	+	+	+	+	+	+	0	0	0
4275 Schenck	+	+	+	+	+	+	+	0	0	0

Department of Pathology and Bacteriology

POULTRY DISEASES

Date 14-IV-52 Accession No. 4275

From V.T. Schenck by W.M. EVANS via Parcel Post. Post Mark 4/9

Address Lily Dale, N.Y.

Breed No. Age 6 wks

Other Material - Blood for HI - 2 samples

Flock had respiratory infection about 2 weeks ago. Birds from which samples were drawn had severe intestinal coccidiosis

Diagnosis HI - Negative

Reported. Date 4-17-52 By [signature]

To EVANS

4-16-52	1/5	1/10	1/20	1/40	1/80	1/160	1/320	1/640	1/1280	c
Urine Filtration	+	+	+	+	+	+	+	d	o	o
4976	+	+	+	+	+	+	+	o	o	o

Department of Pathology and Bacteriology

POULTRY DISEASES

Date 14-10-52 Accession No. 4276

From Henry Petrie via Bidlack

Address Atticu, N.Y.

Breed RIR No. 1 Age 1 yr T

Other Material Douglas Manor - Pulaski, N.Y.

1/170 - good production 120 eggs. This bird has slightly twisted neck.

P.M. Cervicle & brachial nerves enlarged - Ovary not functioning

Diagnosis Neurolymphomatosis

Reported. Date Oral to Bidlack By Ly

Department of Pathology and Bacteriology

POULTRY DISEASES

Date 14-IV-52 Accession No. 4277

From Michael Rudy via Thomas Rudy TEL REGENT 6274

Address 235 Pavement Rd Lancaster, N.Y

Breed SCWL ♀ No. 7 Age 4 days

Other Material Kreher - East Amherst

4/300 - Look sleepy

Pm - Omphalitis 1 - large yolk.

Dehydration ++++

Cult BS+SS - Proteus - from yolk material

- NSE from dehydrated chicks

Diagnosis Omphalitis, Dehydration

Reported. Date Oral By [illegible]

4-16-52	1/5	1/10	1/20	1/40	1/80	1/160	1/320	1/640	1/1280	C
Urine Titrations CR.	+	+	+	+	+	+	+	0	0	0
4278 BMR	0	0	0	0	0	0	0	0	0	0
4278	+	+	0	0	0	0	0	0	0	0

Department of Pathology and Bacteriology

POULTRY DISEASES

Date 15 - IV - 52 Accession No. 4278

From Walter Hallbauer

Address Java Village, N.Y. Tel Java 2802

Breed NHR + Columbia Rock No. 2 Age 3 NHR 5 wks

Other Material - see previous case

Had respiratory disease.

C Rock - Particellis - severe air sac infection - yellow flakes

NHR - Air sac infection - foam

Blood for HI

Diagnosis Pneumoencephalitis

Reported. Date By


4-16-52
Urine Titration
9279
1/5
1/10
1/20
1/40
1/80
1/160
1/320
1/640
1/1280
C
+ + + + + + + σ σ O
+ + + + + + + O O O

Department of Pathology and Bacteriology

POULTRY DISEASES

Date 15-IV-52 Accession No. 4279

From Arthur Litwiller with Bidlack

Address 4 Rod Rd Alden N.Y.

Breed RI Rock Cross ? No. 1 Age 12 wks

Other Material Wolf Mar Poultry Farm - E.A. when 8 wks 13/300 past 2 weeks. - Mostly leg weakness.

PM - Vagus, brachial & sciatic nerves enlarged - Cecal contents bloody numerous oocysts

Diagnosis Neurolymphomatosis, E. Tenella

Reported. Date Oral By [illegible]

Department of Pathology and Bacteriology

POULTRY DISEASES

Date 15 - IV - 52 Accession No. 4280

From Gideon Schrock with Bidlock.

Address Marilla, N.Y.

Breed Bettsville White Poults No. 8 Age 3 - 6½ wks. 5 - 2½ wks

Other Material ~~Bettsville~~ Ephrata Hatch, Ephrata Pa.

2½ wks 100/520 in batteries 1 wk - steady loss after 3rd day.

6½ wks 75/520 in batteries up to 3 wks. - steady loss

— many of the "dead" birds were destroyed because of leg trouble.

2½ wks 8 111 ♀ 1 Hocks swollen - one - 11 both 111

Femoro-tibial joint - dislocated - 1

Toes - "balled up" with manure

6½ wks - Hock enlarged + leg to side 1 - dislocation of hip joint 11 Severe enteritis 1 - oocysts

Diagnosis Perosis, Coccidiosis

Reported. Date Oral By [illegible]

Department of Pathology and Bacteriology

POULTRY DISEASES

Date 15-IV-52 Accession No. 4281

From Douglas Bros.

Address Leicester, N.Y.

Breed SCWL No. 3 Age 10 wks

Other Material Hawley - Batavia

125/400 this past week.

P.M. - Enteritis posterior 1/2 "

- Micro exam - oocysts

with intestine + ceca

Diagnosis E. maxima, E. tenella

Reported. Date Oral By Sy

E +

Department of Pathology and Bacteriology
POULTRY DISEASES

Date 15 - IV - 52 Accession No. 4282

From Mrs. Nettie George Phone: ATTICA 188R-1

Address Strykersville

Breed W.L. No. 1 DEAD Age 1 yr.

Other Material New Zealand Hatch, Michigan

5-6/250 Posses Off and on — Choking when fed. Down in egg production. Thru-out flock. No vaccinations. Noticeable for 10 days. - seem to be slightly better.

PM - All but duodenal portion of intestine removed thru vent, oviduct torn. Ovary functioning & otherwise apparently normal

Diagnosis "Pickout"

Reported. Date Oral 4/17/52 By [signature]

(+)

Birds to be brought in for HI

Department of Pathology and Bacteriology

POULTRY DISEASES

Date 15-IV-52 Accession No. 4283

From R. B. Henley via Wm. Kaveny Park + Pollard RD Victor, N.Y.

Address Newark, N.Y. RD1.

Breed W. R. No. 8 Age 2 wks

Other Material Blummer Bros - Moscow Pa.

18/5000 These not typical of flock - these birds stunted.

Poor feathering - many wing feathers broken ||||| |||

♂ |||| Dermatitis corners of mouth - ||||

♀ |||| Crops thickened ||||

Yolk material - abdominal cavity !

Cult - BS, SS + Laboratories agar. - NSG

Diagnosis Stunted Chick disease

Reported. Date Oral to Richardson By [illegible]

Department of Pathology and Bacteriology

POULTRY DISEASES

Date 16-IV-52 Accession No. 4284

From Wayne Hawkins

Address Colden, N.Y.

Breed S C W L No. Age 7 wks

Other Material Reuter - Holland, N.Y.

1/500 this AM - winched up yesterday afternoon

PM - Internal hemorrhage - from liver

Liver enlarged numerous

lymphoid foci & large abscess?

Spleen also enlarged - abscess?

Hemorrhagic foci - kidney &

Hydropericardium

Cult - BS & SS - NSG - Micro Exam cea-neg.

Diagnosis Visceral Lymphomatosis

Reported. Date Oral By [illegible]

4-16-52	1/5	1/10	1/20	1/40	1/80	1/160	1/320	1/640	1/1280	C
Virus Titration	+	+	+	+	+	+	+	0	0	0
4285 yellow x	+	+	+	+	+	+	+	0	0	0
4285 yellow 4/16	+	+	+	+	+	+	+/-	0	0	0
4-21-52										
Virus Titration	+	+	+	+	+	+	+	+	+	0
4285 yellow 4/21	+	+	+	+	+	+	0	0	0	0
4285 green 4/21	+	+	+	+	+	+	0	0	0	0

16'

Department of Pathology and Bacteriology
POULTRY DISEASES

Date 16-IV-52 Accession No. 4285

From Walter Pac

Address Warsaw, N.Y.

Breed N H R No. 5 Age 8 wks.

Other Material Hubbard Farms Walpole, N.H.

2/3000 - Off feed since yesterday. Some gasping since yesterday.

PM-''' Sl tracheitis mucus "
Enteritis anterior 1/3 "

PM-'' 5/9 Thickened mucosa anterior 1/3 "
Severe air sac infection - thickened membrane flakey exudate

Blood for HI

Diagnosis E. acervulina ? Chronic resp. disease ?

Reported. Date By Sn
E

Department of Pathology and Bacteriology
POULTRY DISEASES

Date 16 - IV - 52 Accession No. 4286

From Ronald Burrows Phone: Elba ~~4823~~ 5731

Address ~~Et~~ Elba, N.Y.

Breed W.L. No. 3 Age 3 1/2 wks.

Other Material Hawley's Hatch., Batavia

28/800 Droopy

PM-1 Lame - Trauma - wing + side

PM-2 - Dehydrated - shanks shriveled up

PM-3 - Same as 2.

Micro exam. intestine + ceca

neg. for protozoa

Diagnosis Trauma, Dehydration

Reported. Date Oral to Mrs. By Sy

Department of Pathology and Bacteriology

POULTRY DISEASES

Date 16-IV-52 Accession No. 4287

From Roy Mann Sr. Donald Madison Gray Mullins

Address RFD Franklinville, N.Y. Franklinville, N.Y.

Breed Bronze & White Holland No. 6 (4) Age 3 - 5 wks 3 - 3½ wks

Other Material out of state

110/800 64 since 9PM last night - remainder latter part of last week see previous case

PM - Bronze - severe enteritis - sloughing of mucosa anterior 1/4 - occupts. Cecal contents light colored - foamy - occupts

PM - WH. Enteritis entire length of intestine cecal contents light colored + foamy

Diagnosis Coccidiosis

Reported. Date Oral to Madison By Sey

4-21-52	1/5	1/10	1/20	1/40	1/80	1/160	1/320	1/640	1/1280	C
Virus Titration	+	+	+	+	+	+	+	+	+	0
4288 W.L. 5wk.	+	+	+	+	+	+	0	0	0	0
4288 W.L. 3wk.	+	+	+	+	+	+	+	0	0	0
4288 NWR 9wk. 4/18	+	+	+	+	+	+	0	0	0	0
4-25-52										
Virus Titration	+	+	+	+	+	+	+	+	0	0
NWR 4288 7wk. 4/23	+	+	+	+	+	+	0	0	0	0

Department of Pathology and Bacteriology

POULTRY DISEASES

Date 17 - IV - 52 Accession No. 4288 via Blankenberg

From John Marczynski - TEL REGENT 4724

Address 48 Park St. Cheektawoga

Breed SCWL + NHR No. 4 Age 3, 5, 7, WKS

Other Material Rex — Ransomville

/500 started every other week 50% mortality in last 3 groups during past 3 wks.

PM - 3 wk - 1 - Air sac infection

PM - 5 wk - Severe air sac infection

" " " + pericarditis

Blood for HI

Diagnosis No Diagnosis

Reported. Date TEL 5/21/52 By Sy

Department of Pathology and Bacteriology
POULTRY DISEASES

Date 17 -IV-52 Accession No. 4289

From John Pettit Phone:

Address RFD #2, Medina

Breed Hall Cross No. 10 Age 2½ wks.

Other Material Hall Bros, through Rigvel - Medina

/300 - leg weakness, no respiratory symptoms. No vaccinations. Noticeable since Monday - seems to be spreading.

Ataxia - Marked Tremors

PM - Neg

Cult BS & SS - NSC / Micro Exam - Neg for protozoa

Diagnosis Avian encephalomyelitis

Reported. Date 4-21-52 By [signature]

4-21-52	1/5	1/10	1/20	1/40	1/80	1/160	1/320	1/640	1/1280	C
Urine Titration	+	+	+	+	+	+	+	+	+	0
4290 NHR 4/21	+	+	+	+	+	+	+	0	0	0
4290 W.L. 4/21	+	+	+	+	+	+	0	0	0	0
4-26-52										
Urine Titration	+	+	+	+	+	+	+	+	0	0
4290 WL. 4/23	+	+	+	+	+	+	0	0	0	0
4290 NHR. 4/23	+	+	+	+	+	+	0	0	0	0

Department of Pathology and Bacteriology

POULTRY DISEASES

Date 18-IV-52 Accession No. 4290

From Kermit Landphair Tel. EA 707M2

Address Stuyvesantville, N.Y.

Breed SCWL (-2 wks) + NHR (-1 wk) No. 3 Age 1 wk + 2 + [illegible]

Other Material NHR - Schwegler Buffalo SCWL - Graves & Bush-Holland

3/400 NHR /400 WL - Resp trouble first noticed

2 days ago in NHR - were vaccinated with killed virus.

Slight rattle in WL.

PM - NHR - sl air sac infection

Diagnosis No Diagnosis

Reported. Date Tel 4-22-52 By [signature]

Recovered birds to be brought in.

Department of Pathology and Bacteriology

POULTRY DISEASES

Date 18-IV-52 Accession No. 4291

From Ed. Miller

Address Willardsville Rd. East Aurora

Breed Indian Runner Cross No. 2 Age 1 yr

Other Material England - Jamaica Rd when 3 mos old
2/50 past 2 days.

PM-1 Hematoma skin, leg muscles (femur) liver + kidneys. Death due to internal hemorrhage (liver) Ovary functioning

PM-2 Hematoma liver - internal hemorrhage (liver) Ovary functioning

Diagnosis Hematoma, Internal Hemorrhage

Reported. Date Oral By Ly

4-21-52	1/5	1/10	1/20	1/40	1/80	1/160	1/320	1/640	1/1280	C
Virus Titration	+	+	+	+	+	+	+	+	+	0
4293 X 4/18	+	+	+	+	+	+	+	0	0	0
4292 X 4/18	+	+	+	+	+	+	+	0	0	0

Department of Pathology and Bacteriology

POULTRY DISEASES

Date 18-IV-52 Accession No. 4292

From H. Harrington

Address RD 2 Harnell

Breed R.I.R. No. 4 Age 6 wks

Other Material Babcock Ithaca

30/1000 - Have had very trouble for about 1 mo.

PM - Severe air sac cold infection III
Pericarditis II
Some tracheitis

Blood for HI

Diagnosis Chronic Resp Disease

Reported. Date 4-30-52 By

Department of Pathology and Bacteriology
POULTRY DISEASES

Date 18 - IV - 52 Accession No. 4293
Phone:
From Keeler Poultry Farm
Address East Amherst
Breed SCWL No. 1 Age 2-3 wks
Other Material Own hatch. - Wing Band - 4R8
3800 No symptoms - blowted chick.
Only chick. (Mention wing band in report)

PM - Large unabsorbed yolk.

Diagnosis Omphalitis
Reported. Date Oral By [illegible]

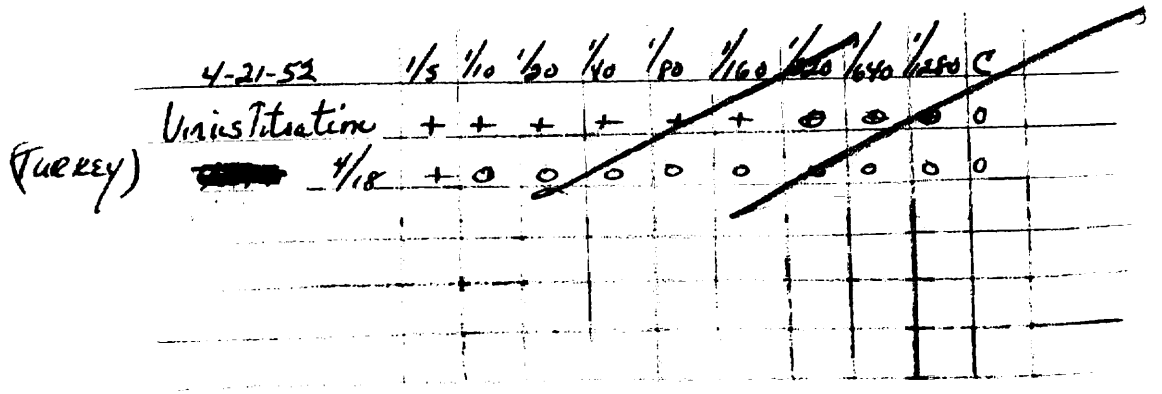
4-21-52
1/5 1/10 1/20 1/40 1/80 1/160 1/320 1/640 1/1280 C
Urine Titration + + + + + + 0 0 0 0
(TURKEY) [redacted] 1/18 + 0 0 0 0 0 0 0 0 0

Department of Pathology and Bacteriology

POULTRY DISEASES

Date 18 - IV - 52 Accession No. 4294

From Lloyd - Jones

Address Chafee, N.Y.

Breed Bronze No. 1 Age 2 wks.

Other Material Own Hatch.

This bird shaking head.

PM - Neg

Blood for HI - Neg Cult Brain on blood agar + saboraud - mold. white mycelia

Diagnosis No Diagnosis

Reported. Date By Sy

Department of Pathology and Bacteriology

POULTRY DISEASES

Date 18-IV-52 Accession No. 4295

From Ronald Duncan

Address Machias, N.Y.

Breed Red X Rock No. 23 Age 2 wks

Other Material Hall Bros Wallingford Conn. through Farmers Feed Supply Franklinville

60(w)/257 practically all birds in flock affected. with leg weakness - many on side. Tremors

Pm - Large amount of grit in gizzards

Diagnosis Avian encephalomyelitis

Reported. Date 4-21-52 By

Department of Pathology and Bacteriology

POULTRY DISEASES

Date 19-IV-52 Accession No. 4296

From John Brown

Address Bowen Rd. East Aurora

Breed RIR (viscera) No. 1 Age 1 yr.

Other Material Holmwood - Orchard Park.

/23 Had diarrhea - slaughtered

PM - Liver slightly enlarged.
Hemorrhagic foci liver - some
large consolidated blood clots.
- Egg (with shell membrane) attached
to intestine. Few lymphoid foci.

Diagnosis Visceral Lymphomatosis, Internal layer.

Reported. Date Oral By Sy

Department of Pathology and Bacteriology

POULTRY DISEASES

Date 19 - IV - 52 Accession No. 4297

From Norman Williams

Address Center St. East Aurora

Breed NHR No. 1 Age 5 days

Other Material Fredricks Avoca, N.Y.

50/2900 - losses only in reds - about 1000 BRX in same flock. Not many holes punched in boxes - delivered in 1 car. Quite a few undersized chicks in reds - not died - also some Resting - Ataxia - some trembling of legs

PM - Neg - except for corn cob litter & grit in gizzard

Diagnosis No Diagnosis

Reported. Date Oral By [illegible]

4-21-52	1/5	1/10	1/20	1/40	1/80	1/160	1/320	1/640	1/1250	C
Urine Titration	+	+	+	+	+	+	+	+	+	0
4298	+	+	+	+	+	+	+	0	0	0

Department of Pathology and Bacteriology

POULTRY DISEASES

Date 21-IV-52 Accession No. 4298

From Clifford Dornan

Address Bliss RD 2, N.Y.

Breed Rock X Red capons No. 3 Age 4 wks.+

Other Material Schweglers Buffalo

50±/758 started capons delivered 4-17-52, losses started Friday.

PM - Marked air sac infection !!!

Blood for HI - NSG Cult Blood BS & SS - NSG

✓ Diagnosis No Diagnosis (see 4320)

Reported. Date 4-23-52 By [signature]

Department of Pathology and Bacteriology

POULTRY DISEASES

Date 22-IV-52 Accession No. 4299

From Robert Westman via Parcel Post - Spec. Hand.

Address RFD 3 Jamestown, N.Y.

Breed Rhode Island Red No. 6 Age 2½ wk.

Other Material Parmenter Reds Inc. Franklin, Mass

80/250 - " to weak to walk. about ⅔ of them this way.

300 WL received same day and on same feed doing fine.

— Ataxia and tremors

P.M. - Negative

Cult Blood, BS, x SS - NSG

Diagnosis Avian encephalomyelitis

Reported. Date 4-23-52 By

4-25-52	1/5	1/10	1/20	1/40	1/80	1/160	1/320	1/640	1/1280	C
Urine Filtration	+	+	+	+	+	+	+	+	0	0
4300	+	+	+	+	+	+	0	0	0	0

Department of Pathology and Bacteriology

POULTRY DISEASES

Date 22-IV-52 Accession No. 4300

From Milton Mugler

Address Old Lake Shore Rd. Derby, N.Y.

Breed Barred Rock. No. 4 Age 4 wks

Other Material Schweglers - Buffalo

17/100 strun Caponized 50 - last 15 ♂ only a few ♀

- Caponized Fri - symptoms noticed Sat.

PM - Air sac infection 1111

Some hemorrhage internally 1

Blood for HI

✓ Diagnosis No Diagnosis

Reported. Date 4-30-52 By

Department of Pathology and Bacteriology

POULTRY DISEASES

Date 22-IV-52 Accession No. 4301

From Frank Abbatt

Address Seneca St. East Aurora, N.Y.

Breed NHR No. 2 Age 1 yr

Other Material — Mesilla

2/20 - past 2 days.

PM-1 Lymphoid tumors liver, spleen, kidney, ovary & intestine.

PM-2 Lymphoid mass oviduct. Internal hemorrhage - from liver. Tapes.

Diagnosis Visc. Lympho, Internal Hemorrhage, Tapes

Reported. Date Oral By

Department of Pathology and Bacteriology

POULTRY DISEASES

Date 23 - IV - 52 Accession No. 4302

From Wilbert Hoefert

Address R.D #1, North Iowa

Breed W.L. No. 1 Age 5 days

Other Material Kreber's Poultry Farm, E. Amherst

12/1000 -

PM - Omphalitis, Unabsorbed yolk.

Cult - Blood BS + SS - Coliform

Diagnosis Omphalitis

Reported. Date Oral By [signature] (+)

Department of Pathology and Bacteriology

POULTRY DISEASES

Date 23-IV-52 Accession No. 4313

From W. E. Wiseman TEL 3502

Address RD 1 Newfane N.Y.

Breed Bronze Poults ♂ No. 5 Age 5 wks

Other Material Wynegarden Zeeland, Mich.

16/400

PM- Marked enterohepatitis all birds

Diagnosis Histomoniasis

Reported. Date Oral By [signature]

4-25-52	1/5	1/10	1/20	1/40	1/80	1/160	1/320	1/640	1/1280	C
Virus Titration	+	+	+	+	+	+	+	+	0	0
4304 4/25	+	+	0	0	0	0	0	0	0	0

Department of Pathology and Bacteriology

POULTRY DISEASES

Date 23-IV-52 Accession No. 4304

From Hawley Poultry Farms via Ken Stone

Address Batavia, N.Y.

Breed SCWL No. 2 Age 1yr+

Other Material Dun Hatch.

– Check for Bronchitis

PM-1 Liver & spleen enlarged - large abscess(cyst) in duct ascarids (73)

PM-2 - Neg except for tracheitis induced by inoculation with inf. bronchitis virus.

Blood for HI Challenge

Diagnosis Lice, Ascariasis

Reported. Date 5-1-52 By [signature]

(+)

4-25-52	1/5	1/10	1/20	1/40	1/80	1/160	1/320	1/640	1/1280	C
Urine Titration	+	+	+	+	+	+	+	+	0	0
4305 LAM2 4/25	+	+	+	+	+	0	0	0	0	0
~~4305~~										
									-	C

Department of Pathology and Bacteriology

POULTRY DISEASES

Date 23-IV-52 Accession No. 4305

From William Artman via Ken Stone

Address Le Roy, N.Y.

Breed SCWL No. 2 Age 1 yr +

Other Material Own Hatch.

- Check for Bronchitis

PM. Lame - Lymphoid tumors kidney, Ascarids (10)

PM-2 - Lymphoid tumors intestine, ceca, and mesentery. Ascarids (34)

Blood for HI Challenge - No symptoms

Diagnosis Lice, Ascariasis, Inf. Bronchitis (ch) Visc Lympho.

Reported. Date 5-1-52 By Sn

4-25-52	1/5	1/10	1/20	1/40	1/80	1/160	1/320	1/640	1/1280	C
Urius Titration	+	+	+	+	+	+	+	+	0	0
4306 4/23	+	+	+	+	+	+	±	0	0	0
4-30-52										
Urius Titration	+	+	+	+	+	+	+	+	+	0
4306 4/28	+	+	+	+	+	+	+	+	0	0

Department of Pathology and Bacteriology

POULTRY DISEASES

Date 23-IV-52 Accession No. 4910

From Virgil Phelps via Ken Stone

Address Bacon, N.J.

Breed SCWL No. 1 Age 7 mo

Other Material

1800 Resp trouble past 2 days - all birds affected off feed - Neighbors had bird recently inoculated for infectious bronchitis.

4/28 PM - Liver, spleen + kidneys enlarged. - Lymphoid nodules. Air sac infection - mucous trachea

Blood for HI

Diagnosis Visceral Lymphomatosis, Inf. Bronchitis (presump)

Reported. Date 5-1-52 By [signature]

(+)

Department of Pathology and Bacteriology

POULTRY DISEASES

Date 23-IV-52 Accession No. 4307

From Wesley Schuyler via Kenneth Stone

Address Le Roy, N.Y.

Breed SCWL No. 1 Age 8 mo

Other Material Own Hatch

20/2800 past 2 wks - Little more loss than expected.

Warmed recently.

PM - Cyanotic, Petechiae heart, lungs congested, Marked peritonitis

Cult Blood, BS, + SS - coliform

Diagnosis Egg yolk peritonitis

Reported. Date 5-1-52 By [illegible]

(+)

Department of Pathology and Bacteriology

POULTRY DISEASES

Date 23-IV-52 Accession No. 4308

From Dawn Brunck

Address William St. Rt 2 Lancaster, N.Y.

Breed SCWL No. 2 Age 1yr.

Other Material Ayres - Lancaster

1/250 past week about 1 a day.

PM-1 Liver, spleen greatly enlarged. Lymphoid nodules

PM-2 Lymphoid mass mesentery - intestine obstructed by adhesions

Diagnosis Lice, Visceral Lymphomatosis

Reported. Date Oral By Lu

Department of Pathology and Bacteriology

POULTRY DISEASES

Date 23 - IV - 52 Accession No. 4309

From Richard Hallenbeck Phone: 238 M-2

copy: Harry Johnston

Address R.F.D # 4, Albion, N.Y.

Breed White Leghorns No. 4 10 3L. Age 6-7 wks.

Other Material Hawley's Hatchery, Batavia

86/1000

P.M. Marked enteritis anterior 1/3 1

middle 1/3 1

anterior 2/3 11

Micro & Gram - schizonts.

Diagnosis E. necatrix

Reported. Date 5-2-52 By

Department of Pathology and Bacteriology

POULTRY DISEASES

Date 23-IV-52 Accession No. 4310

From Richard Glor

Address Lewis Rd Halland

Breed SCWL No. 1 Age 12 wks +

Other Material

PM- Hemorrhagic area myocardium
Caseous material in air sacs adjacent
to lungs

Cult - Blood, BS+SS - NSG

Diagnosis Pneumonia

Reported. Date Oral By Lr

4-26-52	1/5	1/10	1/20	1/40	1/80	1/160	1/320	1/640	1/1280	C
Urius Titration	+	+	+	+	+	+	+	+	0	0
4311 Blue 1/64	+	+	+	+	+	+	0	0	0	0
4311 Red 1/64	+	+	+	+	+	+	0	0	0	0
4-30-52										
Urius Titration	+	+	+	+	+	+	+	+	+	0
4311 Red 1/28	+	+	+	+	+	+	+	+	0	0
4311 Blue 1/28	+	+	+	+	+	+	+	±	0	0

Department of Pathology and Bacteriology

POULTRY DISEASES

Date 24 - IV - 52 Accession No. 4311

From Roger Bentley via Bidlack

Address RD 2 Lyndonville, N.Y.

Breed SCWL No. 2 Age 3½ mo

Other Material from T.F. Klein when 3 mo old

1/600 Some sneezing and coughing since Sun 4/20/52 — all birds in flock affected.

Diagnosis Infectious Bronchitis (presump)

Reported. Date Oral & Bidlack By

		1/5	1/10	1/20	1/40	1/80	1/160	1/320	1/640	1/1280	C
4-26-52											
Urine Titration		+	+	+	+	+	+	+	+	0	0
4312 Red	4/24	+	+	+	+	+	+	0	0	0	0
4312 Yellow	4/24	+	+	+	+	+	+	0	0	0	0
1-30-52											
Urine Titration	1	+	+	+	+	+	+	+	+	+	0
4312 Yellow	4/08	+	+	+	+	+	+	+	+	0	0
4312 Red	4/26	+	+	+	+	+	+	+	0	0	0

Department of Pathology and Bacteriology

POULTRY DISEASES

Date 24 - IV - 52 Accession No. 4312

From Aleck Tatakis Phone: Clarence Center 7383

Address East Amherst, New York

Breed W. L. No. 2 Age 1yr+

Other Material Bought as pullets from neighbor - (150 chicks) mixed with older chickens last October. 1/50 Respiratory symptoms - coughing and choking. Have 2 wk. chicks on premises. Vaccinated for fowl pox. Chicks probably are not immuned to Newcastle. Chicks are from Schwegler's Hatchery. Resp. symptoms since Sunday - spreading. Egg production is down less than half.

PM - 1 Air sac inf., tracheitis, discharge nostrils, Ascarids (12)

Diagnosis Lice, Infectious Bronchitis (resump), Ascariasis

Reported. Date 5-5-52 By [signature] (+)

Department of Pathology and Bacteriology

POULTRY DISEASES

Date 24-IV-52 Accession No. 4313

From C. R. Coveney

Address Boyce Rd East Amora, N.Y.

Breed Columbia Wyandotte No. 1 Age 7 wks

Other Material Mt Healthy Hatchery Mt Healthy Ohio

1/100 No losses. about 15 have no feathers on back. Some birds beginning to pick each other.

— Bird returned to owner —

— Birds not getting attention in afternoon — may be crowded and in tight bldg — poor ventilation

✓Diagnosis Poor feathering

Reported. Date Oral By

249

Department of Pathology and Bacteriology
POULTRY DISEASES

Date 25 - IV - 52 Accession No. 4314

From Russell Parker via. V. Stevenson Lockport

Address RD 1 Lockport, N.Y.

Breed SEWL No. 2 Age 7 wks.

Other Material Joe Hammer Middleport

15/500 past week. Some coccidiosis in flock at 5 weeks - feeding "Red Tag" - also "Sulmet"

PM - Pin point foci intestine, cecal contents bloody
- One necrotic foci liver

PM - 2 Numerous circumscribed areas necrosis liver
Caseous core ceca

Diagnosis E. necatrix, E. tenella, Histomoniasis

Reported. Date Sent to Stevenson By [illegible]

5-5-52	1/5	1/10	1/20	1/40	1/80	1/160	1/320	1/640	1/1280	C
Urine Tuberculin Turkey	+	+	+	+	+	+	+	0	0	0
4315	+	+	+	+	+	+	0	0	0	0

Department of Pathology and Bacteriology

POULTRY DISEASES

Date 25-IV-52 Accession No. 4315

From Henry Schnitzel

Address Abbott Rd. Hamburg, N.Y.

Breed Medium White Holland No. 1 Age 6 wks +

Other Material Pyor - Calcium

/600 noticeably sick since yesterday - Diarrhea - some loss (early) due to crowding under infra-red lamps.

PM - Enteritis cisteria 1/2 Cecal contents loose. Oocysts - 2 size.

Cult eye on Soborauds

Diagnosis Coccidiosis

Reported. Date 4-29-52 By [signature]

4-26-52		1/3	1/10	1/30	1/90	1/270	1/810	1/2430	1/7290	1/21870	C
Virus Titration		+	+	+	+	+	+	+	+	0	0
4316 RED	4/24	+	+	+	+	+	+	0	0	0	0
4316 GREEN	4/25	+	±	0	0	0	0	0	0	0	0

Department of Pathology and Bacteriology

POULTRY DISEASES

Date 25 - IV - 52 Accession No. 4316

From John Harper Sr

Address 2580 Maintou Rd. Rochester 11, N.Y.

Breed Red x Rock No. 2 Age 1 yr.

Other Material Hall Bros — Wallingford, Conn.

2/200 past week. Rattling in throat about 1 week. Egg production dropped from 110 Dozen in 5 days. Not eating very well.

PM - 1 Severe air sac infection

Blood for HI

Diagnosis Pneumoencephalitis, Ocular Lymphomatosis

Reported. Date 4-29-52 By [signature]

Department of Pathology and Bacteriology

POULTRY DISEASES

Date 25 - IV - 52 Accession No. 4317

From Henry Reuter

Address Holland, N. Y.

Breed SCWL No. 4 Age 9 wks 7 wks, 5 wks

Other Material

17/1100 9 wks 16/800 7 wks 5/600 5 wks

PM - 9 wks Enterohepatitis both birds.
Ulceration ceca.

PM - 7 wks - Enterohepatitis

PM - 5 wks Lungs congested - Smothered

Diagnosis Histomoniasis, 9 wk, 7 wk. Smothered 5 wk.

Reported. Date Oral By Sn
E

(+)

4-30-52	1/5	1/10	1/20	1/40	1/80	1/160	1/320	1/640	1/1280	C
Virus Titration	+	+	+	+	+	+	+	+	+	0
4318 50% 1/25	+	+	+	+	0	0	0	0	0	0
4318 50% 1/25	+	+	+	+	0	0	0	0	0	0
4318 80% 1/25	+	+	±	0	0	0	0	0	0	0

Department of Pathology and Bacteriology

POULTRY DISEASES

Date 25-IV-52 Accession No. 4318

From Thomas Mann

Address 451 East & West Rd. West Seneca 24, N.Y.

Breed NHR No. 3 Age 5 wks & 8 wk.

Other Material Holmwood - Orchard Park.

5/500 5 wks 5/500 8 wks Some respiratory trouble & some with one eye closed.

PM - 8 wks - Wind puff - air sac infection
Enteritis middle 1/2 Typhlitis
schizonts oocysts.

PM - 5 wks. Cecal wall thickened - numerous oocysts.

Blood for HI 8 wk 5 wk.

Diagnosis E. necatrix, E. tenella. Pneumoencephalitis

Reported. Date 5-5-52 By Sn E

Department of Pathology and Bacteriology

POULTRY DISEASES

Date 26-IV-52 Accession No. 4319

From Joe Crotty

Address State Rd Boston, N.Y.

Breed S C W L No. 1 Age 8½ wks

Other Material Springville Hatch. Springville.

6/136 one last set and 1 today

PM- Myocarditis liver somewhat enlarged.
Severe enteritis

micro exam neg.

PSK	LESIONS	ORGANISM
3+	+	+

Cult Blood, BS, SS

✓ Diagnosis Pullorum standard

Reported. Date Oral By

Rept. to Albany 6/5/52

4-30-52	1/5	1/10	1/20	1/40	1/80	1/160	1/320	1/640	1/1280	C
Urea Titration	+	+	+	+	+	+	+	+	+	0
4520 TOET 4/31	0	0	0	0	0	0	0	0	0	0
4320 4/28	0	0	0	0	0	0	0	0	0	0
4920 4/31	0	0	0	0	0	0	0	0	0	0

Department of Pathology and Bacteriology

POULTRY DISEASES

Date 28 - IV - 52 Accession No. 4360

From Clifford Darnan

Address R.D 2 Blias N.Y.

Breed Rock x Red Capons No. 3 Age 5 wks +

Other Material Schweegers in Buffalo.

250/758 - Few birds still rattling. See 4298

Appetite improved but still rather pale. About 15 birds had nervous symptoms before death.

PM-1 Torticollis - Air sac infection

PM-2 Wind puff - Air sac infection, cecal contents bloody - oocysts.

PM-3 - Air sac infection - Caseous core ceca.

Blood for H.I.

✓ Diagnosis E. tenella, Pneumoencephalitis

Reported. Date 5-5-52 By [signature]

2 (X)

4-30-52	1/5	1/10	1/20	1/40	1/80	1/160	1/320	1/640	1/1280	C
Urine Titration	+	+	+	+	+	+	+	+	+	0
4321 SAME-SAME 4/28	0	0	0	0	0	0	0	0	0	0
4321 SAME 4/28	0	0	0	0	0	0	0	0	0	0

Department of Pathology and Bacteriology

POULTRY DISEASES

Date 28-IV-52 Accession No. 4321

From Otto Giedl

Address Burlingham Rd. Holland N.Y.

Breed SCWL No. 2 Age 10 wks

Other Material Reuter - Holland.

/572 Vaccinated for Nc at 6½ wks. - lost 60 after vaccination with paralysis. Were treated for coccidiosis 2 wks before vaccination. Green flush after vaccination

PM-1 - Marked enteritis anterior ⅓ white streaks. Cecal contents bloody

PM-2 - Vagus & brachial nerves enlarged. sl. enteritis anterior ⅓. Cecal contents bloody

Blood for HI

Diagnosis Neurolymphom. E. tenella, E. acervulina Pneumoencephalitis (Post vaccination paralysis)

Reported. Date 5-5-52 By

Department of Pathology and Bacteriology

POULTRY DISEASES

Date 28-IV-52 Accession No. 4322

From George Weber

Address Snyder Rd. Springville, N.Y.

Breed SCWL No. 2(D) Age 5 mo

Other Material ~~Ithaca~~, Babcock - Ithaca

/1500 Resp. trouble on one floor last Wed., noticed on second floor Sat and on third floor Sun. Large % of birds in flock affected. Feed consumption down.

PM - Air sac infection both birds

Cult Blood, BS + SS

✓Diagnosis No Diagnosis see 4835

Reported. Date Oral By [signature]

(1)

4-30-52	1/5	1/10	1/20	1/40	1/80	1/160	1/320	1/640	1/1280	C
Urine Titration	+	+	+	+	+	+	+	+	+	0
4323 4/28	0	0	0	0	0	0	0	0	0	0

Department of Pathology and Bacteriology

POULTRY DISEASES

Date 28-IV-52 Accession No. 4323

From John Roblee

Address Main St. Holland, N.Y.

Breed Silver Laced Wyandotte ♀ No. 1 Age 1 yr. +

Other Material - Given to youngsters about 1 yr ago. 125 on premises No vaccinations. Rattle in throat for 3 days

PM - Tracheitis - some bloody mucous slight air sac infection Ascarids (5)

Blood for HI

Diagnosis Ascariasis, Pneumoencephalitis

Reported. Date 5-5-52 By [signature]

(+)

4-30-52	1/5	1/10	1/20	1/40	1/80	1/160	1/320	1/640	1/1280	C
Urine Titration	+	+	+	+	+	+	+	+	+	0
4324 GREEN 4/28	+	+	+	+	0	0	0	0	0	0
4324 Y 4/28	+	+	+	+	+	+	+	+	0	0
5-5-52 Urine Titration	+	+	+	+	+	+	+	0	0	0
4324 GREEN 5/2	+	+	+	+	+	+	+	0	0	0
Urine Titration	+	+	+	+	+	+	+	0	0	0
4324 GREEN 5/9	0	0	0	0	0	0	0	0	0	0

Department of Pathology and Bacteriology

POULTRY DISEASES

Date 28 - IV - 52 Accession No. 4324

From Bert Pittman

Address Rt 4 Albion, N.Y.

Breed NHR No. 2 Age 9 wks

Other Material ~~Bast~~ Theil Bros - Barker, N.Y.

/350 in this age group c 2000 on premises from 1 wk to 6 mo. old. Some sneezing and coughing for about 3 wks. Started in layers - (sold) and spread to other age groups. This group vaccinated for Nc with Killed Virus @ day old.

PM - Air sac infection some mucous trachea - Micro exam - ~~intestine~~ ceca - Neg.

Blood for HI

✓ Diagnosis Pneumoencephalitis

Reported. Date 5 - 13 - 52 By [signature]

4-30-52	1/5	1/10	1/20	1/40	1/80	1/160	1/320	1/640	1/1280	C
Virus Titration	+	+	+	+	+	+	+	+	+	0
4325	+	+	+	+	+	+	+	0	0	0
4325 W.L. 4/29	+	+	+	+	+	+	0	0	0	0
4325 W.L. 4/30	+	+	+	+	+	+	+	0	0	0
Virus Titration	+	+	+	+	+	+	+	0	0	0
4325 W.L. 5/2	+	+	+	+	+	+	+	0	0	0
4325 C&VDK 5/2	+	+	+	+	+	+	+	0	0	0
4325 Cornish 5/2	+	+	+	+	+	+	0	0	0	0

6-6-52

PM-WL - Acular lymphs, Lice, Air sac inf, tracheitis, Few Ascarids (2)

PM White Cornish X - Lice, some air sac infection, mucous trachea, Ascarids (35)

Blood for HI

Department of Pathology and Bacteriology

POULTRY DISEASES

Date 28-IV-52 Accession No. 4325

From Charles Osgood via HI Blight Allegany Co. Ag. Agent Belmont, N.Y.

Address RD 1 Friendship, N.Y.

Breed White Cross - chicks, W.L + Cornish X - HENS No. 10 8 2 Age 2 wks 1 yr

Other Material chicks - Ruckers Hatchery - Wapakonita, Ohio (shipped from) Ottumwa, Iowa (main office)

193/2000

WL - Dyring Hatch - Friendship; W. Cornish X - Van Gorders - Weston mills

/1200 Some resp trouble past 3 days. Other birds on premises have had "it" better than a week. Gradual drop in egg production down to 20%.

P.M. chicks ++++ ||| Foci liver ++++ Abscess lungs |||

Abscess gizzard || Intestinal plaque ||

Unabsorbed yolk || Air sac infection ||||

LESIONS + ORGANISM +

Blood for HI.

Diagnosis Pullorum - mixed chicks, Lice, Ascariasis, Ocular lympho., Inf. Bronchitis (P)

Reported. Date 5-12-52 5-10-52 By Su

WL = Ocular - Lice
CX = Thin - Lice

Rt. Albany 5/5/52 E

(+)

Department of Pathology and Bacteriology

POULTRY DISEASES

Date 29 - IV - 52 Accession No. 4320

From George L. White

Address RD1 Batavia, N.Y.

Breed White Holland No. 4 Age 18 + 23 days.

Other Material alan Crocker - Le Roy, N.Y.

16/300 9 yesterday + today.

P.M. - Severe enteritis anterior 1/4 1

" " posterior 1

" " throughout 11

Cecal contents - light colored 1

Diagnosis Coccidiosis

Reported. Date Oral By

4-30-52	1/5	1/10	1/20	1/40	1/80	1/160	1/320	1/640	1/1280	C
Urine Titration	+	+	+	+	+	+	+	+	+	0
4327	+	+	+	+	+	+	+	±	0	0
4327 x	+	+	+	+	+	+	+	0	0	0
5-5-52 4327 x 5/3	+	+	+	+	+	±	0	0	0	0
4327 white 5/3	+	+	+	+	+	+	0	0	0	0
4327 Rbo 5/3	+	+	+	+	+	+	0	0	0	0
Urine Titration	+	+	+	+	+	+	0	0	0	0

Department of Pathology and Bacteriology

POULTRY DISEASES

Date 29 - IV - 52 Accession No. 4327

From Raiden Hall

Address Rt 1 Lockport

Breed W. L. No. 6 Age 6 wks.

Other Material Joseph Hammer, Middleport

1/600 Coccidiosis, Respiratory symptoms.
for past 2 days. No vaccinations.

PM - Enteritis anterior 1/3 III

Blood for HI

Diagnosis E. acervulina Inf. bronchitis

Reported. Date 5-12-52 By

Department of Pathology and Bacteriology

POULTRY DISEASES

Date 30 - IV - 52 Accession No. 4328

From Roy George

Address North Java, N.Y.

Breed White Holland No. 3 Age 1 wk.

Other Material Andrew Thorman - Tmamanda

22/300 2-3 a day. Infra-Red brooding - on peat moss in new building.

PM-1 Hemorrhage pectoral muscle, marked ascites, petechiae heart, slight unabsorbed yolk. Lungs congested - edematous

PM-2 - Hemorrhagic areas liver, marked ascites, diffuse enteritis anterior 1/3 slight unabsorbed yolk.

PM-3 (A) Ascites, cecal contents foamy, trace unabsorbed yolk. Sl. congestion lungs.

Cult - Blood, BS, SS - NSG

Diagnosis No Diagnosis 4340

Reported. Date Oral By

Department of Pathology and Bacteriology

POULTRY DISEASES

Date 30-IV-52 Accession No. 4329

From F. C. Stevens

Address Attica, N.Y. RD 3

Breed Red x Rock No. 1 Age 7 wks +

Other Material Hawley - Batavia

12/100 since Sunday (4 days)

PM - Marked enteritis middle 1/3 intestine pr. point white foci & hemorrhages visible through serosa. Schizonts

Diagnosis E. necatrix

Reported. Date Oral By Sy

4-30-52

Virus Titration

4330

	1/5	1/10	1/20	1/40	1/80	1/160	1/320	1/640	1/1280	C
	+	+	+	+	+	+	+	+	+	0
	+	+	+	+	+	+	+	±	0	0

Department of Pathology and Bacteriology

POULTRY DISEASES

Date 30-IV-52 Accession No. 4330

From James Walkley via Ken Stone

Address Le Roy, N.Y.

Breed ~~Barred~~ Red x Rock Cross ♀ No. 3 Age 11 wks.

Other Material

20/300 past few day.

PM - Slight enteritis all birds - micro exam neg.

One bird few petechiae heart. Pin point areas degeneration pancreas

Cult - Blood agar - NSG Blood for HI

Diagnosis No Diagnosis

Reported. Date 5-12-52 By [signature]

5-5-52	1/5	1/10	1/20	1/40	1/80	1/160	1/320	1/640	1/1280	C
Urias Titration	+	+	+	+	+	+	+	0	0	0
4331 N.S. 5/2	+	+	+	+	+	+	+	0	0	0
4331 Staing 5/2	+	+	+	+	+	+	+	0	0	0
4331 Staing 5/2	+	+	+	+	+	+	+	0	0	0
~~Urias Titration~~										

293

Department of Pathology and Bacteriology
POULTRY DISEASES

Date 30-IV-52 Accession No. 4331

From Albert Bowman via Horace Smith

Address RD Albion, N.Y. (Eagle Harbor Albion Rd.)

Breed SCWL No. 4 Age 1 yr +

Other Material Sunnybrook Farms - Hudson N.Y.

/400 in two pens. Had resp difficulty in ~~Sept~~ Dec.

Egg production has been poor in pen (no strings)

No vaccinations - check for Nc + Inf. Bronchitis.

No STRINGS PM-1 (D) - Lymphoid tumors - liver, spleen, kidney

ovary, intestine + mesentery - Few Ascarids

PM-2 Osteopetrosis - Ascarids (47)

STRINGS PM 1 Liver greatly enlarged - lymphoid tumors kidney

PM-2 Liver, pectoral muscle, + bursa of Fabrecius lymphoid tumors

Blood for HI Challenge - Marked resp difficulty

Diagnosis Ascariasis, Osteopetrosis, Vis Lympho.

Reported. Date 5-13-52 By [signature]

Department of Pathology and Bacteriology

POULTRY DISEASES

Date 30-IV-52 Accession No. 4332

From Alvin Halquist George Vossler, Park + Pallard

Address Willard St. Extension Jamestown, N.Y. Falconer, N.Y.

Breed S C W L No. 5 Age 14 wks

Other Material Gassons – Versailles, Ohio.

14/2000 past 2 weeks. Some birds with eyes shut.

Pm-1 (D) Severe enteritis middle 1/3 - coccysts + schizonts

Pm-2 (D) enteritis middle 1/3 - somewhat decomposed

— Ulcers cornea three live birds.

Pm 3 - Severe enteritis middle 1/3

4 Neg

5 "

Diagnosis E necatrix + E. maxima, Kerato-conjunctivitis

Reported. Date Oral to Vossler 5-12-52 By [signature]

(+)

WRITE

Department of Pathology and Bacteriology

POULTRY DISEASES

Date 30 - IV - 52 Accession No. 4333

From Everett Glynn via J.A. Riley.

Address Lake Rd. Wilson, N.Y.

Breed SCWL No. 2 Age 9 wks

Other Material McArthur Bros - Lockport.

25/1300 past five weeks - Treating for coccidiosis intermittently in feed and water for five weeks about 100 birds in flock rather small.

PM - Enteritis both birds - mucosa thickened few oocysts.

Diagnosis E. acervulina (chronic)

Reported. Date Oral to Riley By LE

5-5-52	1/3	1/10	1/30	1/40	1/80	1/160	1/320	1/640	1/1280	C
Virus Filtration	+	+	+	+	+	+	+	0	0	0
4334 5% wire 5/1	+	+	+	+	+	+	0	0	0	0
4334 Beam? 6ul.	+	+	+	+	+	+	0	0	0	0
~~4334~~										

Department of Pathology and Bacteriology
POULTRY DISEASES

Date 1-V-52 Accession No. 4334

From Lloyd-Jones

Address Chafee, N.Y.

Breed Bronze + White No. 4 Age 3, 5, 6 wks

Other Material

PM - 6 wks Bronze - 1 (1) Enteritis, two ascarids
2 Abscess both feet - milky white material
extending from ball of foot up sheaths of shank.
— Micro Exam ceca + intestine - Neg for protozoa.
PM - 5½ wks White - Trauma - head. Cecal contents dehydrated
- Numerous oocysts
3 wks - white - oocysts in dropping

Blood for HI - Neg Cult abscess on blood agar - Staph

✓ Diagnosis Ascariasis, Coccidiosis, Abscess (foot)

Reported. Date Oral By [signature]

5-5-62	1/3	1/10	1/20	1/40	1/80	1/160	1/320	1/640	1/1280	C
Urine Titration	+	+	+	+	+	+	+	0	0	0
4335 Black S/1	0	0	0	0	0	0	0	0	0	0
4335 White S/1	0	0	0	0	0	0	0	0	0	0
4335 S/1	0	0	0	0	0	0	0	0	0	0

Department of Pathology and Bacteriology
POULTRY DISEASES

Date 1 - V - 52 Accession No. 4335

From George Weber Tel 675 W1

Address Snyder Rd Springville

Breed S C W L No. 3 Age 5 mo

Other Material - see 4322

1/1500 yesterday - Birds first affected much better now. Some birds still in bad shape.

PM - 1 Air sac infection

2 Same - Air sac infection

3 " " " "

Blood for HI

Diagnosis Pneumoencephalitis

Reported. Date 5-8-52 By

Department of Pathology and Bacteriology

POULTRY DISEASES

Date 1-V-52 Accession No. 4336

From Kreher Poultry Breeding Farm

Address East Amherst, N.Y.

Breed SCWL No. 4 (34) Age 3 mo.

Other Material

1600 - no mortality

PM- Severe hemorrhagic enteritis all birds - ballooning 2nd 1/4.

Schizonts

Diagnosis E. necatrix

Reported. Date Oral. By

Department of Pathology and Bacteriology

POULTRY DISEASES

Date 1-V-52 Accession No. 4337

From Howard Crosby via W.O. Mattison Ralston Purina

Address Hinsdale, N.Y. Donald E Means Clean Feed & Supply

Breed White Holland poults. No. 7 Age 3 wks.

Other Material Andrew Kahl - Mendon, N.Y.

4/1139 since 1 wk old. About 25% a little droopy.

About 4500 poults on premises - 2000 older 1000 younger

PM. Nodules lungs + air sacs ++++

Cecal contents loose + light colored ++ - oocysts

Cult. BS, SS NSC + Salmonella -

Diagnosis Coccidiosis, Aspergillosis

Reported. Date Oral to Mattison + Means By SN

Department of Pathology and Bacteriology

POULTRY DISEASES

Date 2 - V - 52 Accession No. 4338

From Carl Buholtz via. G. Dewey Hammond
J. M. McMahon Dvm
Fairport, N.Y.

Address Fairport, N.Y.

Breed SCWL No. 3 Age 9 days

Other Material Mendon Hatch - Mendon, N.Y.

20/250 about 4 a day past few days

PM - Neg II
Unabsorbed coagulated yolk!

Cult - BS + SS - Coli

Diagnosis No Diagnosis

Reported. Date 5-12-52 By

Department of Pathology and Bacteriology

POULTRY DISEASES

Date 2-V-52 Accession No. 4339

From Edward Bartlett

Address RD 6 Lockport, N.Y.

Breed Beltsville White No. 3 Age 7-8 wks

Other Material Linesville Hatch, Linesville Pa.

70/1200

PM- Crop lining rough - cult-

Cult - Crop on Sabaraud agar.

Diagnosis Moniliasis

Reported. Date Oral By

RV CuSO4 1:200

Department of Pathology and Bacteriology

POULTRY DISEASES

Date 2 - V - 52 Accession No. 4340

From Roy George

Address North Java, N.Y.

Breed White Holland No. 6 Age 9 days

Other Material see 4328

13 this morning 35+/300

PM - Degenerative areas (myopathy) gizzard ||

Erosion lining between gizzard + proventriculus ||||

5/7 - birds much better almost immediately after given wheat germ oil.

Cult - Blood, BS, SS & Sabarauds - NSG

✓ Diagnosis Avitaminosis E

Reported. Date Oral By [illegible]

E ⊕

R 4 oz Wheat Germ [illegible]

5-5-52	1/5	1/10	1/20	1/40	1/80	1/160	1/320	1/640	1/1280	C
Urine Titration	+	+	+	+	+	+	+	0	0	0
4341 S/2	+	+	+	+	+	+	0	0	0	0
4341 S/3	+	+	+	+	+	+	0	0	0	0
4341 S/5	+	+	+	+	+	0	0	0	0	0
5-12-52										
Urine Titration	+	+	+	+	+	+	0	0	0	0
4341 S/1 (Tuesday)	+	+	+	+	+	+	+	0	0	0
4341 S/7	+	+	+	+	+	0	0	0	0	0

Department of Pathology and Bacteriology

POULTRY DISEASES

Date 2 - 5 - 52 Accession No. 4341

From Theil Bros

Address Barker, N.Y.

Breed White Holland No. 3 Age 1 mo

Other Material August Kuntz - Henrietta

1500 - 1100 - Own Hatch - Eggs from Koepp

Lost 8 since yesterday

PM - 1 Air sac infection - pericarditis

PM - 2 - Torsion intestine - plus adhesions

Blood for HF - Neg

Diagnosis Intestinal Torsion SEE 4360

Reported. Date By SN

(+)

Department of Pathology and Bacteriology

POULTRY DISEASES

Date 2-V-52 Accession No. 4342

From Henry Reuter via Edwards

Address Holland

Breed WL No. 1 Age 3 mo.

Other Material

Enterohepatitis — perforating ulcers ceca

Diagnosis Histomoniasis

Reported. Date Anal By

Department of Pathology and Bacteriology

POULTRY DISEASES

Date 3-V-52 Accession No. 4343

From Elmer Drushler 1594 J1

Address East Main St. East Aurora, N.Y.

Breed White Holland No. 5 Age 1 wk.

Other Material Own Hatch

20/234 - 5 this morning. Only 1 walking backwards. In batteries. Gas heater in room - can smell fumes

Pm - Omphalitis IIII
Unabsorbed yolk IIII
Starve out 1

Cult - BS & SS - Coli.

✓ Diagnosis Omphalitis, Starve out

Reported. Date Oral By [illegible]

Department of Pathology and Bacteriology

POULTRY DISEASES

Date 3-V-52 Accession No. 4344

From Walter Nieman

Address West Falls, N.Y.

Breed SCWL No. 2 Age 7wks

Other Material Norman Reading - West Falls

/550 - Quite a few poor wt and dumpy looking.

PM Enteritis - mucosa thickened middle 1/3 of ~~[illegible]~~

Diagnosis E. maxima

Reported. Date Oral By [illegible]

5-5-52	1/5	1/10	1/20	1/40	1/80	1/160	1/320	1/640	1/1280	C
Virus Titration	+	+	+	+	+	+	+	0	0	0
4345 5/5	+	+	+	+	+	+	+	0	0	0
5-12-52 Virus Titration	+	+	+	+	+	+	+	0	0	0
4345 5/2	+	0	0	0	0	0	0	0	0	0

Department of Pathology and Bacteriology
POULTRY DISEASES

Date 5 - V - 52 Accession No. 4345

From Charles Sylvester

Address Alden, N.Y. Eastwood Rd.

Breed NHR No. 1 Age 2 yr

Other Material Schnegler - Buffalo

/30° - Resp trouble since Saturday. Egg production from 127 - 30 in 2 days Not eating

No vaccination

PM - Air sac infection Tracheitis

ova flaccid

Blood for HI

Diagnosis Pneumoencephalitis

Reported. Date 5-13-52 By

5-5-52	1/5	1/10	1/20	1/40	1/80	1/160	1/320	1/640	1/1280	C
Urine Titration	+	+	+	+	+	+	+	0	0	0
4346 units 5/5	+	+	+	+	+	+	0	0	0	0
4346 x 5/5	+	+	+	+	+	+	0	0	0	0
5-6-52 Urine Titration	+	+	+	+	+	+	+	0	0	0
4346 5/12	+	+	0	0	0	0	0	0	0	0
40										

Department of Pathology and Bacteriology

POULTRY DISEASES

Date 5-V-52 Accession No. 4346

From Fred Dunham

Address Bergen, N.Y.

Breed NH+R No. 4 Age 6 wks

Other Material Wilson's Valley View Farm Canaan, N.Y.

1/1500 Resp. trouble since Saturday (2 days) almost all affected. Vaccinated with Intranasal Ne when day old.

Im - Mucous trachea III

Blood for HI.

Diagnosis Pneumoencephalitis

Reported. Date 5-13-52 By [signature]

9 +

42
18
60

Department of Pathology and Bacteriology

POULTRY DISEASES

Date 6 - V - 52 Accession No. 4347

From Ed Vossler Phone: none

Address Angle Rd., West Seneca 24, N.Y 38 D.

Breed W.R. and B.R.X Cockerels No. 4 L. Age 1 wk.

Other Material Schweglein Hatch, Buffalo, N.Y.

75 { 125 W.R. Listless, droopy -
375 B.R.X Cockerels Noticeable since they had birds.

PM - Cecal contents bloody - accepts.

Diagnosis E tenella

Reported. Date Oral By EL (+)

Department of Pathology and Bacteriology

POULTRY DISEASES

Date 5-V-52 Accession No. 4348

From Edward Bartlett

Address RD 6 Lockport, N.Y.

Breed Beltsville White No. 3 Age 4 wks.

Other Material

8/350 Past 2 days - Were treated with Terramycin 250 mg/5 gallons for 2 days last week.

PM - Catarrhal enteritis ||| - Micro exam neg. for protozoa
Typhlitis cecal core |
Kidneys injected ||| ureters distended |||
Perosis | and Bumblefoot ||

Diagnosis Histomoniasis, Perosis, Bumblefoot; "Blue Comb"

Reported. Date Oral By Sn

(+)

Department of Pathology and Bacteriology
POULTRY DISEASES

Date 6-V-52 Accession No. 4349

From Richard Glas

Address

Breed SCWL No. 30 Age 6 wks

Other Material Henry Reuter - Holland.

1/1000 - Older birds on premises have for infectious bronchitis 3 weeks ago. These now have symptoms

PM - Mucous trachea ++

Micro exam - numerous oocysts seen

Diagnosis E tenella, infectious bronchitis

Reported. Date Oral to Mrs Glas By Dr

67

Department of Pathology and Bacteriology
POULTRY DISEASES

Date 6-V-52 Accession No. 4350

From Glenn Dieterle via J. A. Riley

Address Simms Rd. Akron, N.Y.

Breed Red X Rock ♀ No. 4 Age 2 wks

Other Material Hall Bros Wallingford, Conn.

12/250 About 15+ on their sides - unable to walk.

- Ataxia + Tremors

PM - Neg "

Cult BS + SS - NSG Micro Exam - Neg for protozoa

Diagnosis Avian Encephalomyelitis

Reported. Date 5-16-52 By Sn

(Y)

wr TE

10

Department of Pathology and Bacteriology
POULTRY DISEASES

Date 6-II-52 Accession No. 4351

From Leonard Olt via Harold M. Eddy, 150 Hamilton Drive, Snyder 21, N.Y.

Address Tonawanda Creek Rd., North Tonawanda, N.Y.

Breed SCWL No. 3 Age 2-6 wks 1-1 yr.

Other Material

4/200 6 wks past 5 day - leg trouble

2/60 hens this week.

PM-1 Brachial + sciatic nerve enlarged

PM-2 Sciatic nerves enlarged some enteritis anterior 1/3 intestine - Micro Exam neg for protozoa

PM-Hen - Cyanotic comb, crop full + sour, dehydrated - Slimey enteritis - kidneys swollen, degenerative areas pancreas. Ascarids (2)

Diagnosis Neurolymphomatosis - 6 wks. Blue Comb, Ascariasis

Reported. Date Oral to M. Eddy By [illegible]

(+)

Williamsville Water Mill 50 Spring St Williamsville

5-12-52

Urine Titration	1/5	1/10	1/20	1/40	1/80	1/160	1/320	1/640	1/1280	C
4352 x 5/6	+	+	+	+	+	+	+	0	0	0
	+	+	+	+	+	+	0	0	0	0

72

Department of Pathology and Bacteriology
POULTRY DISEASES

Date 6-V-52 Accession No. 4352

From Wayne Hawkins

Address Colden, N.Y. Main Rd.

Breed SCWL No. 2 Age 12 wks.

Other Material Reuter - Holland.

30/500 5 during past week - most are lame. Only + bird with resp. trouble.

PM-1(D) Enteritis anterior 2/3 Microexam neg

PM 2 - (Resp. rattle) - Neg

Blood for HI

✓ Diagnosis No Diagnosis

Reported. Date 5-13-52 By [illegible]

(+)

R/ [illegible] for cocci.

5-12-52	1/5	1/10	1/20	1/40	1/80	1/160	1/320	1/640	1/1280	C
Urine Titration	+	+	+	+	+	+	+	o	o	o
4353 5/5	+	+	+	+	+	+	o	o	o	o

Department of Pathology and Bacteriology

POULTRY DISEASES

Date 6-V-52 Accession No. 4353

From Harriet Reilein

Address Cowlesville N.Y. Reilein Rd.

Breed Minorca X Leghorn ♀ No. 1 Age 5 wks.

Other Material Central Hatchery - Zeeland Mich @ 4 wks of age.
7/473 1st day or 2 after arrival - Resp trouble in all birds
since Sat - 2 days after arrival.

Air sac infection Pericarditis

Blood for HF

Diagnosis No Diagnosis

Reported. Date 5-13-52 By [signature]

(+)

Department of Pathology and Bacteriology
POULTRY DISEASES

Date 7-V-52 Accession No. 4354

From Jack Wheeler

Address East Main St East Aurora

Breed Silver Cross No. 1 Age 5 wks

Other Material Rex - Ransomville, N.Y.

10/200 Inf bird this week. Large number aren't eating well and appear to be depressed.

PM. Ulcerative enteritis posterior 1/4 - occipts.

Diagnosis E. brunetti

Reported. Date Oral By Sn

Department of Pathology and Bacteriology
POULTRY DISEASES

Date 7-V-52 Accession No. 4355

From Mrs S. W. Palmer

Address 1932 Sheridan Drive Williamsville, N.Y.

Breed NHR No. 3 Age 1 yr

Other Material

1/36 - had big liver - several with one or both eyes affected -

PM-1 Lymphoid areas kidney, few ascaid

#2 - Iritis both eyes } returned for
#3 - Iritis right eye } slaughter.

Diagnosis ~~Neuro~~ Ocular & Visceral Lymphomatosis, Ascariasis

Reported. Date Oral By Sn

5-12-52	1/5	1/10	1/20	1/40	1/80	1/160	1/320	1/640	1/1280	C
Virus Titration	+	+	+	+	+	+	+	0	0	0
4356 x	+	+	+	+	+	+	0	0	0	0
4356 x	+	+	+	+	+	+	0	0	0	0

Department of Pathology and Bacteriology
POULTRY DISEASES

Date 7-V-52 Accession No. 4356

From Tony Giardini

Address RFD 2 Allegany N.Y.

Breed NHR No. 3 (A) Age 4 wks +

Other Material — Penna.

20/200 NHR. 100 wk running together with these birds not affected. Mostly leg weakness, walking backwards and in circles.

PM Pin point foci (white) visible through serosa " Cecal contents dehydrated, bloody, occipt. hizonts - Hemorrhages and marked softening of cerebellum ///

Blood for HI - Neg

Diagnosis E. tenella, E. necatrix, Encephalomalacia

Reported. Date Oral By [illegible]

Department of Pathology and Bacteriology
POULTRY DISEASES

Date 8 - V - 52 Accession No. 4357

From T. Bemb via: Weril William Holland, N.Y.

Address Holland, N.Y.

Breed W.L. No. 1 Age 5 wks.

Other Material Rex Poultry Farm, Ransomville, N.Y.

/100 — about 30 birds look exactly like this bird. ~~[illegible]~~ Feathers ruffled - depressed.

PM — Marked enteritis anterior 1/3 - thickening of mucosa - oocysts

Diagnosis E acervulina

Reported. Date Oral By Sn

5-12-52	1/5	1/10	1/20	1/40	1/80	1/160	1/320	1/640	1/1280	C
Virus Titration	+	+	+	+	+	+	+	0	0	0
4358 5/12	+	+	+	+	+	±	0	0	0	0

Department of Pathology and Bacteriology
POULTRY DISEASES

Date 8-J-52 Accession No. 4358

From Gordon Goebel via Bidlack

Address RD. Forestville, N.Y.

Breed SCWL No. 2 (1D) Age 1 yr

Other Material Several carcass

/147 800 on premises. Good production to 3/25 then a gradual drop in production 65-40%. until 4/25 when production starts to increase. Did notice an occasional bird sneezing. Just an occasional dead bird

PM (D) - Ascites, heart enlarged, hydropericardium, lymphoid nodules liver and kidney (partly enlarged)

Blood for HI Challenge - No symptoms

Diagnosis Vis. Lympho.

Reported. Date 5-19-52 By

(7)

5-12-52	1/5	1/10	1/20	1/40	1/80	1/160	1/320	1/640	1/1280	C
Urine Titration	+	+	+	+	+	+	+	0	0	0
4359 Blue 5/12	+	+	+	+	+	±	0	0	0	0
4959 5/12	+	+	+	+	+	±	0	0	0	0

Department of Pathology and Bacteriology
POULTRY DISEASES

Date 8-V-52 Accession No. 4359

From Mrs Leonard Anderson via Bidlack

Address RD Farmersville Station N.Y.

Breed SCWL No. 2 Age 1 yr

Other Material Ball - Owego, N.Y.

/200 on 4/14 drop in feed consumption - followed by drop in egg production. No resp difficulty? 126 - 1 egg in a period of 8 days. Egg production increasing 10 eggs. Vaccinated for NC when day old. Neg report from Ithaca.

PM - Neg - ovary not functioning

PM - 2 - Neg.

Blood for HI Challenge - no symptoms

Diagnosis Infectious Bronchitis (Ch)

Reported. Date 5-19-52 By [illegible]

5-12-52	1/5	1/10	1/20	1/40	1/80	1/160	1/320	1/640	1/1280	C
Virus Titration	+	+	+	+	+	+	0	0	0	0
4360 5/9	+	+	+	+	+	+	0	0	0	0
4360 5/8	+	+	+	0	0	0	0	0	0	0
5-16-52										
Virus Titration	+	+	+	+	+	0	0	0	0	0
4360 5/23	+	+	+	+	0	0	0	0	0	0

Department of Pathology and Bacteriology
POULTRY DISEASES

Date 8-V-52 Accession No. 4360

From Theil Bros

Address Barker, N.Y.

Breed White Holland No. 5 Age 5½ wks

Other Material see 4341

50/1500 - About a dozen or so birds have swollen sinuses.

Pm. Severe air sac infection, pericarditis ~~+++~~
Sinus membranes swollen ++

Blood for HI

✓ Diagnosis Infectious sinusitis

Reported. Date 5-19-52 By [signature]

⊕

R Chloromycetin 250 mg/sq.l for 1 week

5-12-52	1/5	1/10	1/20	1/40	1/80	1/160	1/320	1/640	1/1280	C
Virus Titration	+	+	+	+	+	+	+	0	0	0
4361 Blue 5/8	+	+	+	+	+	+	0	0	0	0
4361 Red 5/9	+	+	+	+	+	+	0	0	0	0
5-16-52										
Virus Titration	+	+	+	+	±	0	0	0	0	0
4361 5/13	+	+	+	+	0	0	0	0	0	0
4361 Blue 5/14	+	+	+	+	0	0	0	0	0	0

Department of Pathology and Bacteriology
POULTRY DISEASES

Date 8-V-52 Accession No. 4361

From Allen French

Address RD1 Allegany, N.Y.

Breed SCWL No. 4 Age 1yr + 2yr

Other Material Babcock - Ithaca

15/800 since Sat - 5 days - Resp trouble. Marked drop in egg production 390 - 115 in 3 days. Poor feed consumption. No vaccination. /200 4 mo old pullet on range also have resp symptoms - improving /200 chicks 1 wk

PM - 1x - Air sac infection, tracheitis, Ascarids (12)

Blood for HI

Diagnosis Inf. Bronchitis

Reported. Date 5-19-52 By SN

(+)

Department of Pathology and Bacteriology

POULTRY DISEASES

Date 8-V-52 Accession No. 4362

From Mrs Charles (Evelyn) Gleed

Address 173 King St East Aurora, N.Y.

Breed Bantam Cochin ♂ No. 1 Age Adult

Other Material

/3 This bird occasionally lame -

- Apparently normal - good color, alert eating well - picking at grass

- Returned Owner - to be kept under observation - abnormal droppings & to be submitted for examination -

✓ Diagnosis Lice

Reported. Date Oral By Ln

(+)

Department of Pathology and Bacteriology

POULTRY DISEASES

Date 9-V-52 Accession No. 4363

From Henry F. Krueger

Address RFD 2 North Tonawanda (Krueger Rd)

Breed SCWL No. 1 (0) Age 1 yr

Other Material Kreher East Amherst

15/200 past week Resp trouble first noticed 1 wk ago Egg production from 60% to zero in 1 wk. No vaccinates. 400 7 wk old birds on premises also have resp difficulty

PM- Tracheitis, air sacinfection

- Nc or Inf. bronchitis - bird to be brought in alive for blood test

Diagnosis Lice

Reported. Date Oral By Ln