


***Health, Nutrition, Food Security,  
and Poverty Policies***

***Per Pinstруп-Andersen, PhD***

**Professor, Division of Nutritional Sciences  
Cornell University  
September 9, 2008**



---

---

---

---

---


---

---

---

**Most Important Health Problems**

- Energy and protein deficiencies
- Micronutrient deficiencies
- Obesity and chronic diseases
- HIV/AIDS
- TB
- Malaria



---

---

---

---

---


---

---

---

**Causes of Poor Health**

- Poverty
- Adverse environment
  - Unclean water
  - Poor sanitation
  - Poor habitat
- Poor health care services
- Inappropriate care and behavior



---

---

---

---

---


---

---

---

### *The Triple Burden of Malnutrition:*

1. Energy and protein deficiencies: *Hunger*
2. Specific nutrient deficiencies: *Hidden Hunger*
3. Excessive net energy intake: *Overweight & Obesity*




---

---

---

---

---


---

---

---

### *Approximate Global Prevalence of Malnutrition*

	<u>Millions</u>
<b>Hunger</b>	<b>800</b>
Child stunting	182
Child underweight	150
<b>Hidden Hunger</b>	
Iron deficiency	2,000
Vit-A deficiency	500
Zinc deficiency	2,000
<b>Overweight or obese</b>	<b>1,000</b>
Overweight (pre-obese)	700
Obese	300



Source: Data from FAO, UNICEF, UN Population Fund, and the International Obesity Task Force

---

---

---

---

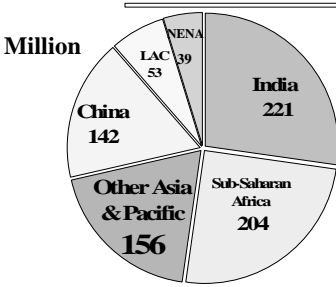
---

---


---

---

### *Where Are the Hungry?*



Region	Million
India	221
Sub-Saharan Africa	204
Other Asia & Pacific	156
China	142
LAC	53
WENA	39



Source: FAO 2004

---

---

---

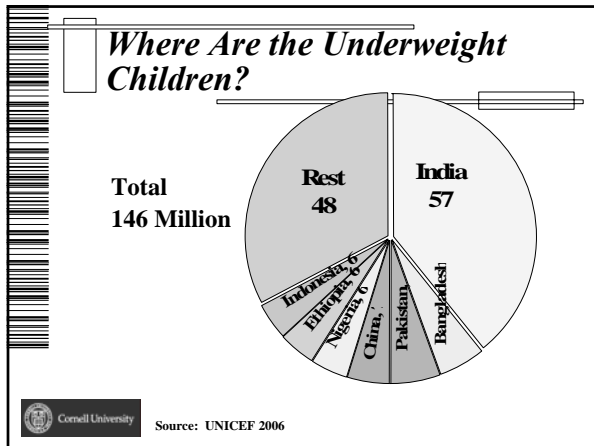
---

---

---

---

---




---

---

---


---

---

---

---

---




---

---

---


---

---

---

---

---




---

---

---

---

---

---

---

---

**Prevalence of Overweight (BMI  $\geq$  25) in Women in Selected Developing Countries (%)**

Egypt	71
Mexico	60
Peru	58
South Africa	56
Tunisia	51
Lesotho	50
Fiji	50
Uruguay	49
Morocco	45
Iran	39
Brazil	38

Source: SCN News No. 29

---

---

---

---

---

---

---

---

---

---

---

---

**Prevalence of Obesity (BMI  $\geq$  30) in Women in Selected Developing Countries (%)**

Egypt	33
South Africa	30
Mexico	24
Lesotho	23
Tunisia	23
Fiji	21
Peru	20
Uruguay	19
Morocco	16
Iran	14
Brazil	12

Source: SCN News No. 29

---

---

---

---

---

---

---

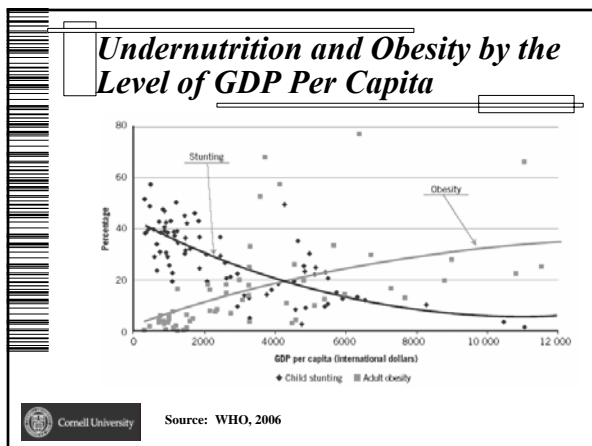
---

---

---

---

---




---

---

---

---

---

---

---

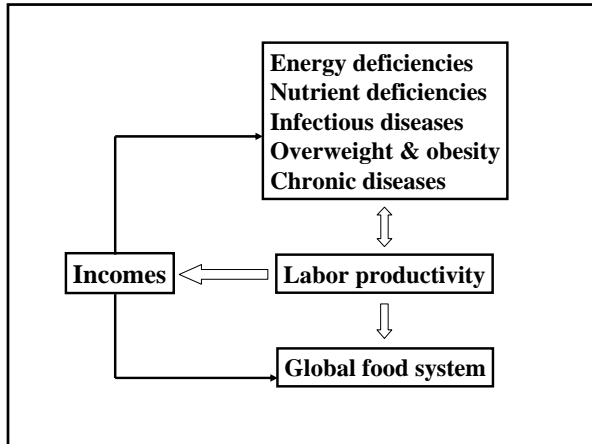
---

---

---

---

---




---

---

---

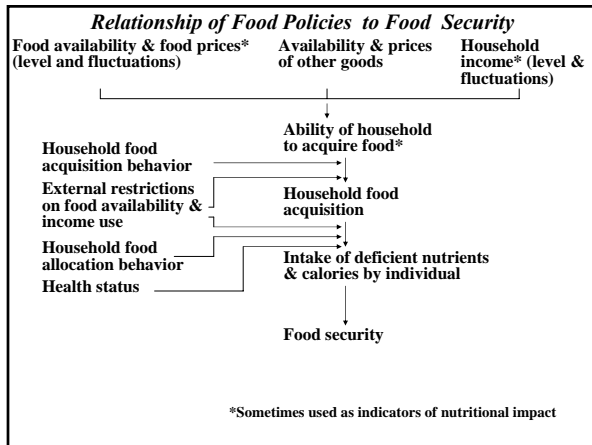
---

---

---

---

---




---

---

---

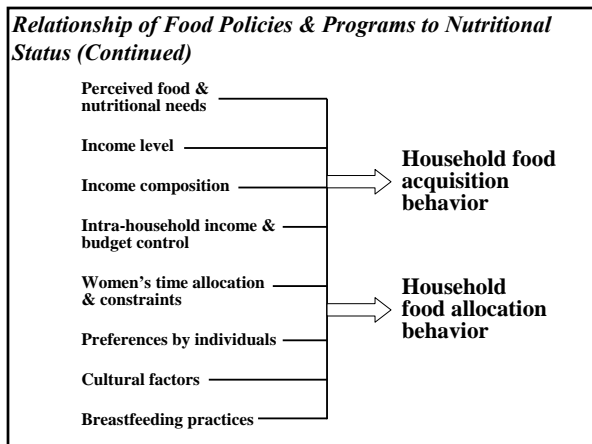
---

---

---

---

---




---

---

---

---

---

---

---

---

### The Millennium Development Goals

1. Eradicate extreme poverty & hunger
2. Achieve universal primary education
3. Promote gender equality & empower women
4. Reduce child mortality
5. Improve maternal health
6. Combat HIV/AIDS, malaria, and other diseases
7. Ensure environmental sustainability
8. Develop a global partnership for development




---

---

---

---

---

---

---


---

### Halving Hunger

**Target:** Halve between 1990 and 2015, the proportion of people who suffer from hunger

**Indicators:**

1. Prevalence of underweight children under 5 years of age
2. Proportion of population below minimum level of dietary energy consumption




---

---

---

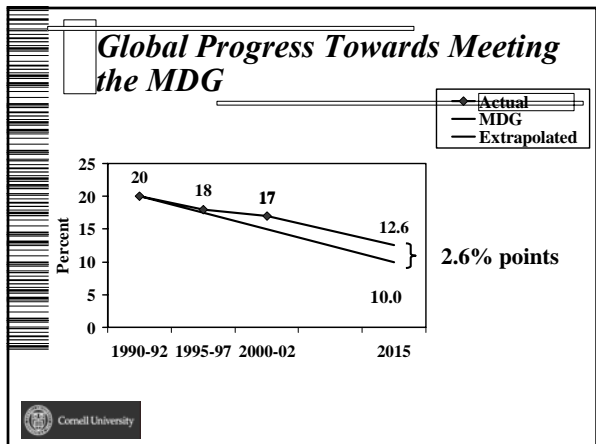
---

---

---

---

---




---

---

---

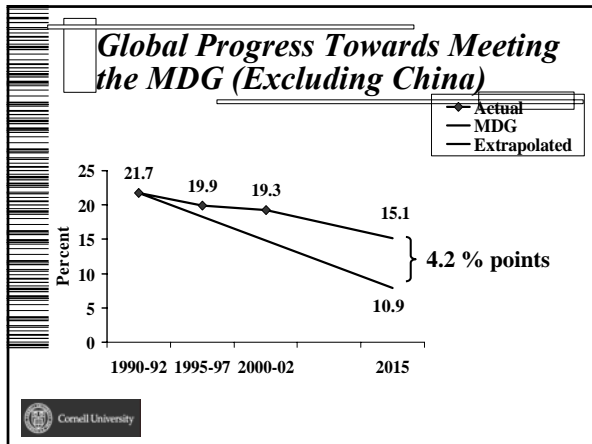
---

---

---

---

---




---

---

---

---

---

---

---

---

### The World Food Summit Goal

To reduce by half the *number* of people below minimum level of dietary consumption

Cornell University

---

---

---

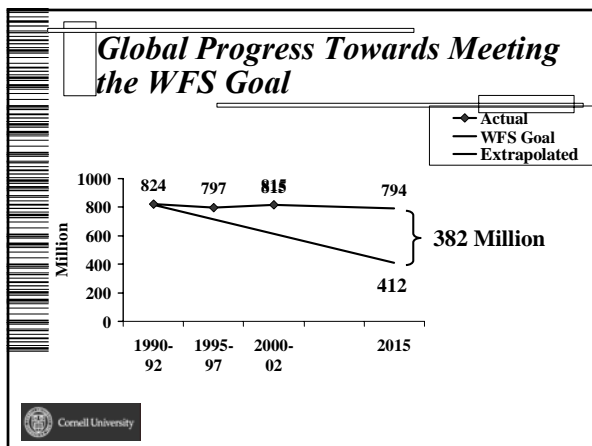
---

---

---

---

---




---

---

---

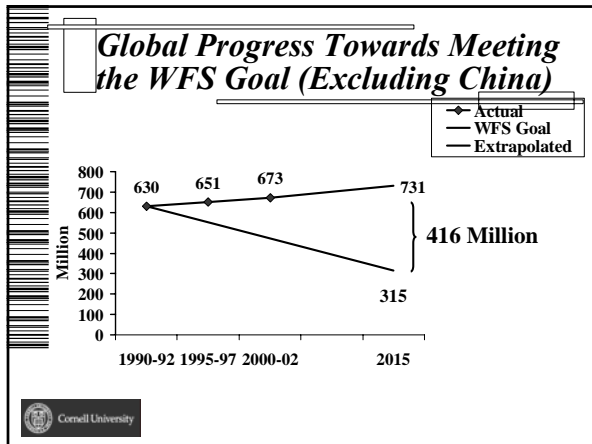
---

---

---

---

---




---

---

---

---

---

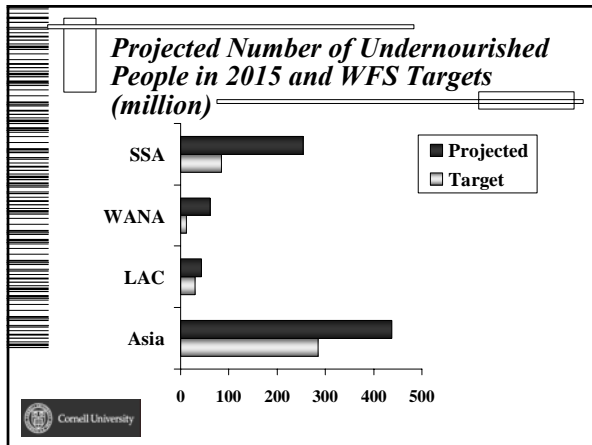
---

---

---

---

---




---

---

---

---

---

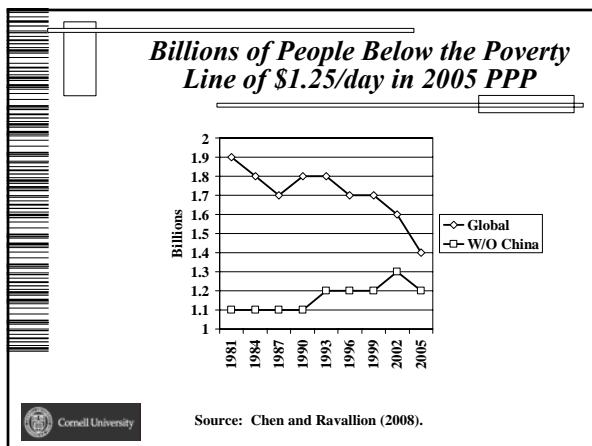
---

---

---

---

---




---

---

---

---

---

---

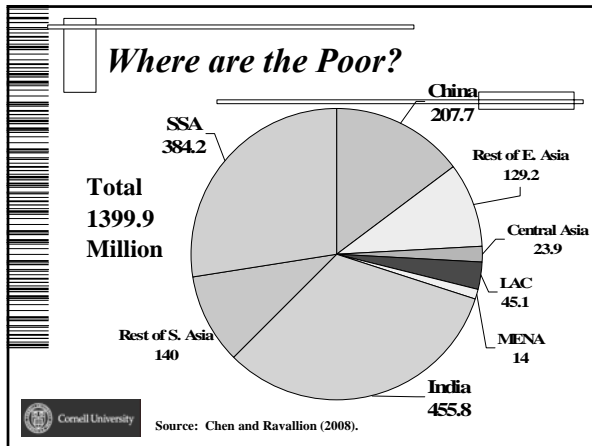
---

---

---

---






---

---

---

---

---

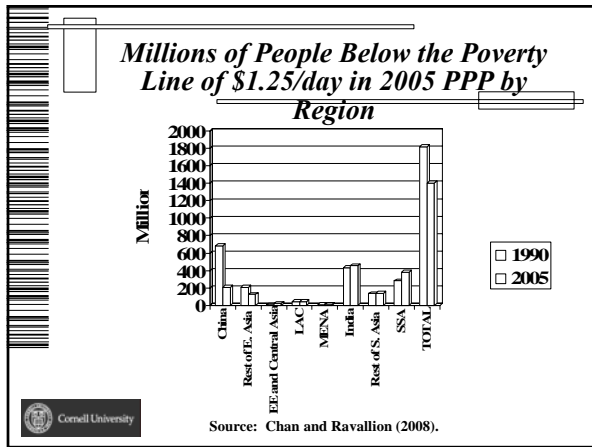
---

---

---

---

---




---

---

---

---

---

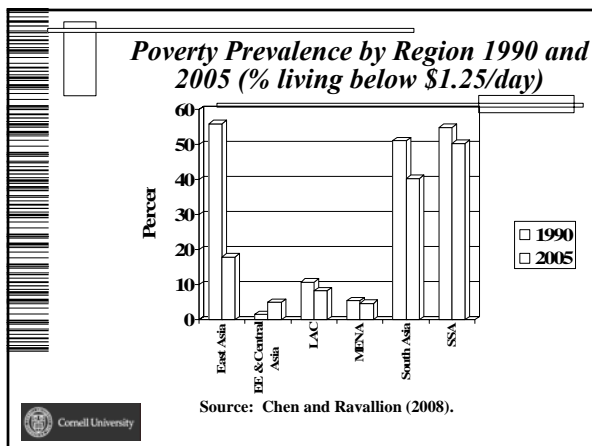
---

---

---

---

---




---

---

---

---

---

---

---


---

---

---

**Policy Options: Two decisions**

- Prevention or cure?
- Direct or indirect interventions?



---

---

---

---

---


---

---

---

**Direct Policy Interventions  
(Examples)**

- Health care services
- Educational programs
- Targeted food supplementation
  - Child feeding
  - Food for education
  - Food stamps
  - Targeted transfers



---

---

---

---

---


---

---

---

**Indirect Policy Interventions  
(Examples)**

- Income generation programs
- Income transfers
- Price policies, subsidies, taxes
- Technological change
- Improved sanitary conditions
- Provision of clean water
- Agricultural policies
- Food fortification



---

---

---

---

---


---

---

---

***Six Options to Reduce Micronutrient Deficiencies***

1. Industrial fortification
2. Supplements
3. Educational campaign
4. Biofortification
5. Relative price changes
  - Unit cost changes
  - Price policy
6. Income increases




---

---

---

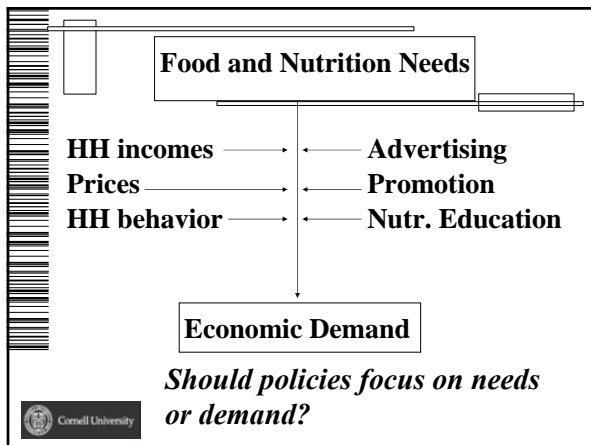
---

---

---

---

---




---

---

---

---

---

---

---

---