

Community **IPM**


Bed Bug Management **Tips for Travelers**

Matthew Frye, New York State Integrated Pest Management Program, Cornell University

1 On arrival, place luggage in bathtub and inspect for bugs.



2 Inspect the room for evidence of bed bugs.



3 Inspect the headboard.



4 Inspect the mattress and box spring.



5 Inspect carpet edges near the bed.




6 Inspect the luggage rack.



7 Use luggage rack set away from wall. Keep bags closed.



8 Never set luggage on bed!



9

Hang items in closet, but never place items in dressers.



10

Isolate items in clear plastic bags before entering home.




11

Inspect items in bathtub; store in clear plastic bags.



12

Kill hitchhiking bugs by heating clothes for 30 minutes in a dryer.



Cornell University
Cooperative Extension

IPM New York State
Integrated Pest Management
Program

Produced by the New York State Integrated Pest Management Program, which is funded through Cornell University, Cornell Cooperative Extension, the New York State Department of Agriculture and Markets, the New York State Department of Environmental Conservation, and USDA-NIFA. Illustration and design by Karen English, New York State IPM Program. Cornell Cooperative Extension provides equal program and employment opportunities. © 2013 Cornell University and the New York State IPM Program. Posted 11/2013 at www.nysipm.cornell.edu/factsheets/buildings/bb_mgmt_steps/tips_travelers.pdf



For more information, see: [What's Bugging You? Bed Bugs](#)



See other [Bed Bug Management](#) Fact Sheets