

# Community IPM

## Bed Bug Management—One Step at a Time! **Step 5: Heat Treat Everything That's Safe to Wash**

Matthew Frye, New York State Integrated Pest Management Program, Cornell University

**1** Take clothes, small rugs, stuffed toys ... to laundromat in sealed heavy-duty garbage bags.



**2** Empty bag into dryer first—before washing.



**3** Tie the bag closed with a tight knot.



**4** Set the dryer on *high heat* for 40 minutes.



5

Put bag in trash outside.



6

Wash items as needed; follow label instructions.



7

Keep clothes basket off the floor—and inspect before filling.




8

Dry items as needed.




9

Fold laundry at home.




10

Store items separately (be sure lids fit tightly) till bugs are gone.



The next step is [Make Your Bed and Island](#).



Cornell University  
Cooperative Extension



Produced by the New York State Integrated Pest Management Program, which is funded through Cornell University, Cornell Cooperative Extension, the New York State Department of Agriculture and Markets, the New York State Department of Environmental Conservation, and USDA-NIFA. Illustration and design by Karen English, New York State IPM Program. Cornell Cooperative Extension provides equal program and employment opportunities. © 2013 Cornell University and the New York State IPM Program. Posted 9/2013 at [www.nysipm.cornell.edu/factsheets/buildings/bb\\_mgmt\\_steps/laundry.pdf](http://www.nysipm.cornell.edu/factsheets/buildings/bb_mgmt_steps/laundry.pdf)



For more information, see: [What's Bugging You? Bed Bugs](#)



See all Steps in this series: [Bed Bug Management—One Step at a Time!](#)