

scaffolds

Update on Pest Management
and Crop Development

F R U I T J O U R N A L

July 9, 2001

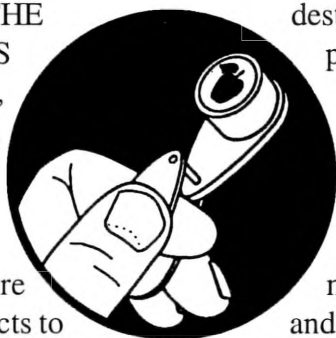
VOLUME 10, No. 17

Geneva, NY

I
N
S
E
C
T
S

BEETLE MANIA

TOUR OF THE
GALLERIES
(Art Agnello,
Entomology,
Geneva)



❖❖ Apple-boring beetles are some of the most difficult fruit insects to control, owing to their concealment during the majority of their developmental period. The following information is taken from a recently published IPM Fact Sheet (No. I-26, Apple-Boring Beetles):

Although the number of wood-boring beetles attacking fruit trees is relatively small and their infestations sporadic, four species found in N.Y. are capable of seriously damaging or killing trees when they do occur. There are some differences among them in biology and life history, but they are addressed here as a group because of similarities in their general activities as a pest class. Taken in order of importance and pest frequency, they are the roundheaded appletree borer, *Saperda candida*, flatheaded appletree borer, *Chrysobothris femorata*, broad necked root borer, *Prionus laticollis*, and tilehorned prionus, *Prionus imbricornis*. With the exception of the flatheaded appletree borer, which is a buprestid (metallic wood-boring beetle), they belong to the cerambycid (long-horned beetle) family, and the last two are closely related species in the group known as *Prionus* root borers. All are native to and widely distributed throughout the U.S. and southern Canada. They all damage deciduous fruit and shade trees by tunneling as larvae into the conducting tissue of the lower trunk, crown and roots, and compound the injury by providing an entryway for

destructive fungi. There is a broad host plant range for each of these pests; plants attacked by all four species include apple, cherry, peach, and plum, with the roundheaded and flatheaded borers also occurring in quince, pear, flowering crabapple, mountain ash, shadbush, cotoneaster and hawthorn. The flatheaded borer and one or both of the two *Prionus* species are also serious pests of numerous other trees, including pecan, hickory, poplar, willow, chestnut, oak, maple, dogwood, linden, and several shrubs.

Adults

The adult roundheaded appletree borer is an attractive (to some) beetle about 5/8–1 inch long, olive brown with two longitudinal white stripes running the length of the body, gray antennae, which are stout, many-segmented, and approximately body length; its legs are also gray, the underside of the insect is silvery white, and its entire body is covered with fine hairs that give it a neat appearance. This species requires 2–3

continued...

IN THIS ISSUE...

INSECTS

❖ Apple-boring beetles

CHEM NEWS

❖ Lorsban label review

PEST FOCUS

UPCOMING PEST EVENTS


INSECT TRAP CATCHES



years to complete its development, depending on location; most (perhaps two-thirds) occurring in N.Y. probably require 3 years. Beetles emerge mostly at night through round, pencil-size holes from the bases of infested trees over a period of 2–3 weeks, usually during mid-June in N.Y., although they have been noted in the trees as much as a month earlier. After emerging, the adult feeds on the leaves, twigs and fruit of host plants. Mating occurs about one week after emergence, and the female lives approximately 40 days, normally hiding by day and secretively laying eggs, usually in young healthy trees. The female makes a longitudinal cut in the bark with her mandibles near the base of the tree, inserting a single egg between the bark and xylem, and cementing it in place with a gummy secretion.

The flatheaded appletree borer adult is a short-horned beetle measuring approximately 5/8 inch in length. It is flattened above and vaguely resembles the elaterid (click) beetles, but has no similar jumping structures. This beetle has short antennae, large conspicuous eyes, and the forelegs possess a noticeable tooth. The upper surface of the body is dark metallic brown, with slightly patterned wing covers, and underneath (as seen in flight) the body is a bright metallic blue. The undersurface of the adult is coppery bronze. This species is diurnal in habit, at its most active in the heat of the day, and is often seen basking in the sun on fallen trees or logs. The flatheaded appletree borer is a very active insect that runs rapidly and flies readily when disturbed. Beetles appear after mid-May in N.Y., feeding at the bases of twigs on partially defoliated young trees, and lay eggs in crevices or under bark scales through the summer months. Development of this insect takes one year.

The two species of *Prionus* borers are similar in appearance and biology. The adults are robust, broad, somewhat flattened and blackish to reddish-



brown beetles, with antennae roughly half the length of their body. Adults of the broad necked root borer are as much as 1 3/4 inch long with 12 antennal segments, and those of the tilehorned prionus nearly 1 1/2 inch long with 16–20 antennal segments. They emerge from the soil in early to midsummer, probably mostly in July in N.Y., remaining hidden beneath loose bark or debris at the base of the tree, except during dusk and at night. The females live for only 1–2 weeks, but are capable of producing hundreds of eggs during that time, mostly in the soil near the base of host trees. Beetles fly at night, and may be attracted to lights; female broad necked root borers have not been observed to fly.



Larvae

The roundheaded appletree borer larva, a fleshy, cream-colored, legless grub, is about 1/8 inch long upon hatching and 1 inch when fully grown; it actually reaches nearly twice this length during its development, but a considerable shortening occurs just prior to pupation. It has a dark brown head and blackish mandibles. The first

continued...

scaffolds

is published weekly from March to September by Cornell University—NYS Agricultural Experiment Station (Geneva) and Ithaca—with the assistance of Cornell Cooperative Extension. New York field reports welcomed. Send submissions by 3 pm Monday to:

scaffolds FRUIT JOURNAL

Dept. of Entomology

NYSAES, Barton Laboratory

Geneva, NY 14456-0462

Phone: 315-787-2341 FAX: 315-787-2326

E-mail: ama4@nysaes.cornell.edu

Editors: A. Agnello, D. Kai

This newsletter available on CENET at: news://newsstand.cce.cornell.edu/cce.ag.tree-fruit

and on the World Wide Web at:

<http://www.nysaes.cornell.edu/ent/scaffolds/>

For fruit information on the web see:

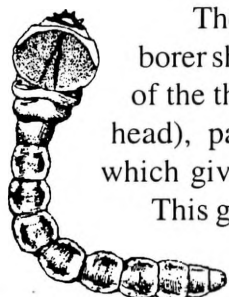
<http://www.cornellfruit.com>

thoracic segment is broader than the rest of the body, with a patch of brownish tubercles on the dorsal (top) surface. The body segments are separated by deep constrictions, and most have large oval spiracles on either side. This species passes through six instars during the course of its larval development, moving upward or downward in the trunk depending on the year and stage of growth, feeding on the inner bark (or cambium) layer, and widening its tunnels as it feeds. Some of the frass produced fills the tunnels, and some is pushed through openings to the outside, where it accumulates in small piles and has the appearance of sawdust at the base of the tree. By the end of its third season of feeding, the larva has bored several inches straight up in the trunk and constructed a pupal chamber just beneath the bark surface, within which it passes its final winter.



The larva of the flatheaded appletree borer shows a characteristic enlargement of the thoracic segments (just behind the head), particularly the second segment, which gives this insect its common name.

This grub is light yellow, and when full grown is nearly twice the length of the adult. It is commonly found curved like a horseshoe, sluggish and inactive except in very warm weather. Upon hatching, the borer usually enters the bark directly and, if the wood is in favorable condition (that is, weakened, diseased or dying), burrows at once into the inner bark, where it feeds on the sapwood and develops rapidly. However, if the tree is vigorous with a heavy sap flow, the borer is often unable to thrive in the growing tissue and either dies or survives rather poorly for an extended period. The flatheaded appletree borer lives for the most part just beneath the bark, where it excavates broad, flat, and irregular channels filled with powderlike frass, until late in the summer as it approaches maturity, when it abruptly burrows more deeply into the solid heartwood and constructs a pupal chamber.



Larvae of the *Prionus* root borers are among the largest of insects that attack apple trees. These large grubs are fleshy, elongate, and creamy white to yellowish, with three pairs of small legs and small heads armed with strong black mandibles. Mature larvae reach lengths of 3 1/2 inches or more and weigh up to 1/2 oz. After hatching out, the young borers dig down to the roots and begin feeding on the bark. They move through the soil from one root to another, feeding on the surfaces of small roots and eventually enter the wood of larger roots, which they hollow, girdle or sever. In the summer, the larvae feed on the roots in the upper 6–18 inches of the soil, but in winter are often located at nearly twice these depths. The feeding and development period last 3–5 years for the tilehorned prionus and 3–4 years for the broad necked root borer. In early spring, mature larvae rise to within 3–6 inches of the surface to pupate.

Damage

The roundheaded appletree borer is considered to be the species of boring beetle most destructive to fruit trees in N.Y.. Toward the end of the 1800's it was deemed second in importance only to the codling moth as an apple pest, and there was some speculation that it might cause the demise of N.Y.'s apple industry. However, because of the adult's susceptibility to pesticides applied against other pests in most commercial orchards, it is found today mainly in abandoned, wild or unsprayed plantings. Trees of all sizes are attacked, but those from 3–10 years old suffer the most. Frequently, several larvae may be found in a single tree, which is enough to completely girdle a young tree. Infested trees have a sickly appearance, producing sparse, pale-colored foliage. Continued yearly attacks can kill the tree or weaken it so that it is broken off by the wind. Young trees that have been girdled will often bloom profusely and set a heavy crop of fruit, and then die in the process of bringing it to maturity.

Unlike the roundheaded appletree borer, the flatheaded borer preferentially attacks diseased or dying trees, inhabiting all parts of the tree from the

continued...

base of the trunk to the limbs; its injuries are practically confined to newly transplanted nursery stock and to trees that have been weakened from causes such as inappropriate pruning, drought, or inadequate soil or nutrient conditions. Trees suffering from sun scald are regarded as being particularly subject to attack. Points of larval activity are difficult to locate, as scarcely any castings are thrown out, although white, frothy sap may be seen oozing from cracks in the bark. Injured spots can usually be detected by the darker color and slight depression of the bark, which may split over time; these sites may be enlarged year after year by succeeding generations that attack the borders of the wound in the dead wood around the injury. Like many borers, the flatheaded appletree borer will often girdle a small tree, with a single larva sometimes capable of killing the tree.

The broad necked root borer and tilehorned prionus are exclusively root feeders; the only above-ground symptoms of infestation are a gradual thinning and yellowing of foliage and limb-by-limb mortality. Young trees are sometimes chewed off just below the surface and their root systems devoured. Established trees may have one or two roots left near the surface that keep them alive until blown over by the wind. Whole-tree excavation is usually the only method of verifying their presence, and often reveals root and crown areas with extensive honeycombing. Some of the galleries in large roots are filled with wood chips and frass, which eventually turns dark from the action of decay organisms. It is not unusual to find several to 20 or more borers in one tree.

Management

No single management method has been proven fully effective, and the most successful efforts involve a combination of preventive and remedial techniques.

- **Cultural Practices:** New trees should not be started in areas in proximity to the borers' wild host plants, especially flowering crabs, thorns, hawthorns or *Amelanchier* spp; destruction of any such plants

within 300 yards of the orchard will greatly improve this tactic. Keeping the bases of the trees free from rank growth of weeds, grasses, briars and shrubs not only makes it easier to detect and remove borers, but also exposes them to natural enemies such as golden and downy woodpeckers, ants, and a (small) number of parasitic wasps and flies. Heavily infested trees that are beyond recovery should be removed and burned before the following spring to prevent developing borers inside from completing their life cycle. Keeping trees in a healthy, vigorous condition is one of the best preventive measures against attack by flatheaded appletree borer, especially for newly transplanted trees. This is also a (somewhat less effective) measure for *Prionus* root borer infestations; disease, drought, mechanical injury, and poor soil conditions increase tree susceptibility.

- **Foliar and Trunk Sprays:** The adult population of the roundheaded and flatheaded appletree borers can be reduced by application of the pesticides commonly used to control plum curculio and codling moth in N.Y., particularly those applied at the beginning and end of June. Sprays of broad-spectrum insecticides against *Prionus* borer adults are only partially effective. However, with the recently approved supplemental label for the use of Lorsban 4E in directed trunk applications against apple-boring beetles, homeowners and commercial growers alike finally have a relatively effective option available for managing the most damaging life stages of these insects. Moreover, the middle two weeks of July would be an optimal window for this spray application. Refer to the following article for details of the registered Lorsban uses.

- **Oviposition Barriers:** In early May, protective coverings of various materials can be wrapped around the bottom 12–24" of trunks (higher, up to the level of the branches, for flatheaded appletree borer) to exclude the female beetles from their preferred oviposition sites. Mosquito netting, fine mesh hardware cloth, tree wrap, tarpaper, cotton batting, or even layers of newspaper should be wrapped loosely

continued...

around the trunk, tied at the top with twine and covered at the bottom with soil. Barriers should be removed in September, after all egg-laying activity is finished. An alternative method is to paint the lower surface of the trunk using white latex paint; this approach tends to work better on the smooth trunk surfaces of younger trees, and should be repeated each year, as the paint layer tends to crack with normal tree growth.

- **Surface Deterrents:** Additional protection from ovipositing females is gained by applying a deterrent wash on uninfested trunk surfaces using a paintbrush; an alkaline mixture of insecticidal soap plus caustic potash (lye) mixed to the consistency of thick paint is recommended. This should be applied every 2–4 weeks, depending on rainfall, from late May through July to deter egg-laying of the roundheaded appletree borer.

- **Trap Logs:** A large number of flatheaded appletree borer adults can be trapped out by placing posts or felled logs of almost any kind in the orchard, either pounded in upright or simply lying on the ground and exposed to the sun. These can be coated with tanglefoot to catch the beetles, or else left uncoated until the egg-laying period is past, and then removed to another site and burned.

- **Worming:** Destruction of the roundheaded appletree borer by hand is more labor-intensive, but this can be the most effective measure, depending on the magnitude of the infestation. During bloom and again in September, inspect the bark surface for small pinholes with sawdust exuding from them, checking the lower 24" of the trunk to just below the soil surface. Using a sturdy knife, cut through the bark at any such points until the burrow is reached; use caution not to further damage the tree. Insert a stiff wire that is slightly hooked at the end, to reach and impale the borer if possible. Additionally, a mixture of pyrethrum in ethanol or PDB (para-dichlorobenzene moth flakes) in cottonseed oil can be injected into the gallery using a grease gun, to kill the borers unable to be reached with the wire. Soil insecticides and fumigants have shown some prom-

ise against larvae of the *Prionus* borers, but none that are commercially available are fully effective. While it's still available, coarse trunk sprays of Lorsban applied for control of other borers will provide some efficacy against these species as well. ♦♦

PEST FOCUS

Geneva:

Comstock mealybug adult 1st catch on 7/3 (Wayne Co.)

Codling moth model is at 720 DD₅₀. (2nd spray date at 1260–1370 DD₅₀) **Spotted tentiform leafminer** 2nd flight began 6/14. DD₄₃ accumulated since then = 681. (Sample at 690–840 DD₄₃)

Highland:

Apple maggot trap catch increasing. **Potato leafhopper** nymphs causing damage. **Obliquebanded leafroller** larval numbers high.

Codling moth model is at 906 DD₅₀. **Spotted tentiform leafminer** 2nd flight began 6/11. DD₄₃ accumulated since then = 798.

A
NEW
LEAF

LORSBAN
LABEL
REVIEW

♦♦ With all the back-and-forth regarding the registration status of the different Lorsban formulations this season, a number of people have expressed a bit of confusion over what is labeled for which use, and we have to admit that keeping up with the status here in NY (which always follows its own calendar) has been something of a challenge. According to the most recent information we've been able to gather, the following represents some of the specifics for use of this product on tree fruits. Please refer to the label for complete details.

continued...

C
H
E
M
I
C
A
L
N
E
W
S

LORSBAN 50W

Crop	Application Timing/Type	Rate	PHI (days)	Pests labeled
Apples	Foliar, prebloom only	3 lb/A	-	Dogwood borer, OBLR, Pandemis leafroller, rosy apple aphid, San Jose scale
	Postbloom, trunk sprays; maximum 2 applications	3 lb/ 100 gal.	28	Borers (dogwood, American plum, apple bark, roundheaded & flat-headed appletree, broad-neck root borer, tilehorned prionus)
Sour Cherries	whole tree, season-long	2-3 lb/A	14	Borers (American plum, peachtree, lesser peachtree), leafrollers (OBLR, Pandemis, fruittree, RBLR), lesser appleworm, tarnished plant bug, stink bug, scales (European fruit lecanium, San Jose)
		3 lb/A	14	Black cherry aphid, cherry fruit fly, plum curculio

LORSBAN 4E

Apples	Dormant/ delayed dorm. foliar	0.5-1 pt/ 100 gal.	-	Rosy apple aphid, San Jose scale, tarnished plant bug, OBLR
	Postbloom, trunk sprays; maximum 2 applications	1.5 qt/ 100 gal.	28	Borers (dogwood, American plum, apple bark, roundheaded & flat-headed appletree, broad-neck root borer, tilehorned prionus)
Pears	Dormant/ delayed dorm. foliar	0.5-1 pt/ 100 gal.	-	San Jose scale, pear psylla adults
Cherries	Dormant, whole tree	0.5-1 pt + 1-2 gal oil/100 gal.	-	San Jose scale
	Postbloom, trunk sprays	1.5-3 qt/ 100 gal.	6	Borers (peachtree, lesser peachtree, American plum)
Peaches, Nectarines	Postbloom, trunk sprays	3 qt/ 100 gal.	14	Peachtree borers
Plums, Prunes	Dormant/ delayed dorm. foliar	0.5-1 pt/ 100 gal.	-	San Jose scale

UPCOMING PEST EVENTS

	<u>43°F</u>	<u>50°F</u>
Current DD accumulations (Geneva 1/1-7/9):	1614	1053
(Geneva 1/1-7/9/2000):	1630	995
(Geneva 1/1-7/9 "Normal"):	1591	1077
(Highland 1/1-7/9):	1868	1259

Coming Events:

Ranges:

Apple maggot oviposition punctures present	1566-2200	1001-1575
Lesser appleworm 2nd flight begins	1152-2302	778-1531
Spotted tentiform leafminer 2nd flight peak	1219-2005	701-1355
STLM 2nd gen. tissue feeders present	1504-2086	952-1201
American plum borer 2nd flight begins	906-1895	967-1337
Codling moth 2nd flight begins	1355-2302	864-1549
Comstock mealybug 1st flight peak	1327-1782	824-1185
Obliquebanded leafroller 1st flight subsides	1420-2452	899-1790
Oriental fruit moth 2nd flight peak	1000-2908	577-2066
Redbanded leafroller 2nd flight peak	1479-2443	952-1698

INSECT TRAP CATCHES (Number/Trap/Day)

Geneva, NY

Highland, NY

	<u>7/2</u>	<u>7/5</u>	<u>7/9</u>		<u>7/2</u>	<u>7/9</u>
Redbanded leafroller	0.5	0.2	1.1	Redbanded leafroller	4.0	1.4
Spotted tentiform leafminer	112	132	428	Spotted tentiform leafminer	44.5	33.8
Oriental fruit moth	3.2	9.2	15.1	Oriental fruit moth	0.4	0.7
Lesser appleworm	0.7	8.3	4.0	Codling moth	2.7	1.4
Codling moth	3.4	0.7	1.8	Lesser appleworm	0.5	0.5
San Jose scale	-	2.0	0.5	Variegated leafroller	0.7	0.4
American plum borer	0	0.2	0.1	Obliquebanded leafroller	0.5	0.6
Lesser peachtree borer	9.7	2.3	6.9	Tufted apple bud moth	0	0
Peachtree borer	0.8	0.2	1.8	Apple Maggot	0.1	0.3
Dogwood borer	0	0	1.4*	Dogwood borer	0	0
Obliquebanded leafroller	0.3	0.5	0.3			
Apple maggot	0	0	0.1			

Hudson, NY (Steve McKay)

	<u>6/25</u>	<u>7/2</u>
American plum borer	0	0
Oriental fruit moth	0	0

* first catch

scaffolds

Dept. of Entomology
NYS Agricultural Exp. Sta.
Barton Laboratory
Geneva, NY 14456-0462

NOTE: Every effort has been made to provide correct, complete and up-to-date pesticide recommendations. Nevertheless, changes in pesticide regulations occur constantly, and human errors are possible. These recommendations are not a substitute for pesticide labelling. Please read the label before applying any pesticide.
This material is based upon work supported by Smith Lever funds from the Cooperative State Research, Education, and Extension Service, U.S. Department of Agriculture. Any opinions, findings, conclusions, or recommendations expressed in this publication are those of the author(s) and do not necessarily reflect the view of the U.S. Department of Agriculture.

LIBRARY
JORDAN HALL

NYSAES